



TABLE OF CONTENTS

GENERAL INFORMATION	2
TAYLOR FREIGHT PROGRAM	3
PRODUCT INFORMATION	4
HARDWARE	5
EDGE DETAILS	5
DESK AND WORK SURFACE OPTIONS	6
HINGED DOOR OPTIONS	6
PICTURE FRAME ACCENT MOLDING	7
FILING OPTIONS	7
TYPICAL CONFIGURATIONS	8-9
POWER/DATA ACCESS AND WIRE MANAGEMENT	10
STANDARD GROMMET LOCATIONS	10
TECHNO-COMPONENTS	11
WORKSPACE ACCESSORIES	12-13
Acoustical Tack Panels	13
DESKS GENERAL INFORMATION	14-15
Desks	16-19
Table Desks	20
Conferencing Desks	21
Run-Off Desks	22-23
BRIDGE UNITS	24
CORNER UNITS	25
PRECONFIGURED RETURNS	26
MODULAR RETURNS COMPONENTS	27
PRECONFIGURED STANDALONE CREDENZAS	28-31
MODULAR CREDENZAS COMPONENTS	32-33
MODULAR WORKWALLS GENERAL INFORMATION	34-36
Overhead Storage Cap Tops and Cornices	35
Overhead Storage Gabled Pediments	36
Overhead Storage Door Options	37
Overhead Storage Top Units (15"D)	38-39
Overhead Storage Storage Towers (15"D)	40
Lateral Files	41
Full Height Storage Units (23"D)	42-43
Bookcases	44-45
RECEPTION STATIONS	46-47
OCCASIONAL TABLES	48-49
CONFERENCING ELEMENTS	50-51
CONFERENCE TABLES GENERAL INFORMATION	52
Techno-Components for Conference Tables	53
Conference and Meeting Tables	54-56

GENERAL INFORMATION

Order Information

Mail or fax all orders or inquires to:

The Taylor Desk Company
11020 Santa Fe Avenue
Lynwood, CA 90262
Phone: 310-631-6727
Fax: 310-604-3338
E-Mail: info@thetaylorcompanies.com

All orders are subject to acceptance by The Taylor Desk Company. Orders will not be released for production until all information is complete. Orders must include the following information:

- Quantity
- Model Number
- Wood Finish
- Hardware Style & Finish
- Left or right sitting, where applicable
- Grommet locations, where applicable
- Diagram for multi-component configurations & custom wire management

Pricing and specification information for the seating shown in the Heritage brochure can be found in the Taylor Chair Price List. Please contact Customer Service for additional information.

Phone and E-Mail Orders

Taylor Desk accepts phone and e-mail orders; however, a mailed or faxed purchase order marked "confirming" must follow immediately. Duplication of an order not marked "confirming" is the responsibility of the customer.

GSA Contract

The Heritage Series is on GSA Contract (#GS-28F-0047J). Please contact Customer Service or visit our website (www.thetaylorcompanies.com) for more details.

Special Orders

The Heritage Series is among the most flexible in the industry in accommodating specialized product requirements. Should a particular need arise requiring size modification or customization of product, please contact Customer Service for a quotation. A non-refundable, minimum deposit of 50% of the quoted price is required on all special orders. Orders requiring special materials or construction are not subject to cancellation and Taylor Desk will not accept return of such orders. Lead time for special orders will be quoted at the time the order is received.

Terms and Credit Policy

Terms are 2% 10 days, net 30 days. All prices are list prices, uncartoned (blanket wrap), F.O.B. Lynwood, CA. Freight charges are not included (see Taylor Freight Program, page 3). Prices are subject to change without notice and all orders are accepted subject to prices prevailing at time of shipment. Distribution of this price list does not constitute an offer to sell. New customers are required to complete and return a credit application in full and make a minimum deposit of 50% of their first order, unless other arrangements have been made.

Past due accounts of 10 days or more are subject to being placed on credit hold until satisfactory arrangements are made. Any account that has an unpaid invoice that is 30 days past due will be placed for collection. Notification will be sent at such time. The customer will be responsible for all collection costs in the event their account must be placed for collection.

Acknowledgements

Orders can not be acknowledged until complete information is received (see Order Information above). Each order will be entered, scheduled into production, and invoiced based upon information in the acknowledgement. It is the customer's responsibility to check acknowledgements for accuracy. Immediately notify Taylor Desk in writing of any discrepancies. **The printed acknowledgement is the final agreement between Taylor Desk and the customer, superseding all previous communications regarding the order.**

Changes and Cancellations

Orders are not subject to change or cancellation once production has begun. Order revisions may be subject to schedule and price adjustments. The customer will be liable for the full price of any order which is cancelled or changed once production has begun.

Routing

We will ship via customer's carrier specified, where practical. If no instructions are received, we will ship via whatever carrier, in our opinion, is best. For your convenience, the Taylor Freight Program is an available routing option whereby a guaranteed freight cost will be added at the time of your invoice from Taylor Desk (see page 3).

Storage

Taylor Desk has made no provision for storage. If the customer is unable to accept delivery of furniture as scheduled, the customer has the sole responsibility to provide new shipping instructions and all costs related to the delay and/or storage of the product are the responsibility of the customer. **Taylor Desk is not responsible for the condition of product that is stored or installed in an environment where temperature and humidity are not controlled.**

Installation and Maintenance

Proper installation and maintenance of Taylor Desk casegoods is the responsibility of the customer. Improperly installed units can result in permanent damage and are not covered under product warranty.

Electrical Components

Electrical components are U.L. listed. Compliance with electrical and building codes are the sole responsibility of the customer.

Designs

Designs in our catalog and price list are the property of Taylor Desk. Taylor Desk reserves the exclusive right to produce and market them. Some of the designs in our catalog and price list have design patents pending. Anyone who duplicates or reproduces them will be liable for patent infringement. Taylor Desk retains the right to change, at any time, materials or construction methods which, in our opinion, will improve our product. All measurements in the catalog and price list are approximate.

10 Year Limited Warranty

The Taylor Desk Company (Taylor) warrants to the first purchaser for use that its merchandise is free of defects in material and workmanship for a period of ten (10) years from date of invoice, provided that such merchandise is listed in Taylor's current price list at the time of the claim. Taylor's obligation under this warranty is limited to repair or replacement, at its option, and such repair or replacement shall be the only remedy. Because wood is a natural product, variations in grain and finish color may occur. Therefore, Taylor cannot guarantee the matching of grain or color. Taylor is not responsible for damage due to transportation, improper handling, alteration, abuse, negligence, or damage that occurs during storage. Taylor shall not be liable for any incidental or consequential damages including, but not limited to, any expenses associated with the removal or installation of any defective merchandise covered by this warranty. Taylor makes no implied warranty of merchantability or fitness for any particular purpose. **ALL OTHER WARRANTIES, EXPRESSED OR IMPLIED, ARE EXCLUDED.**

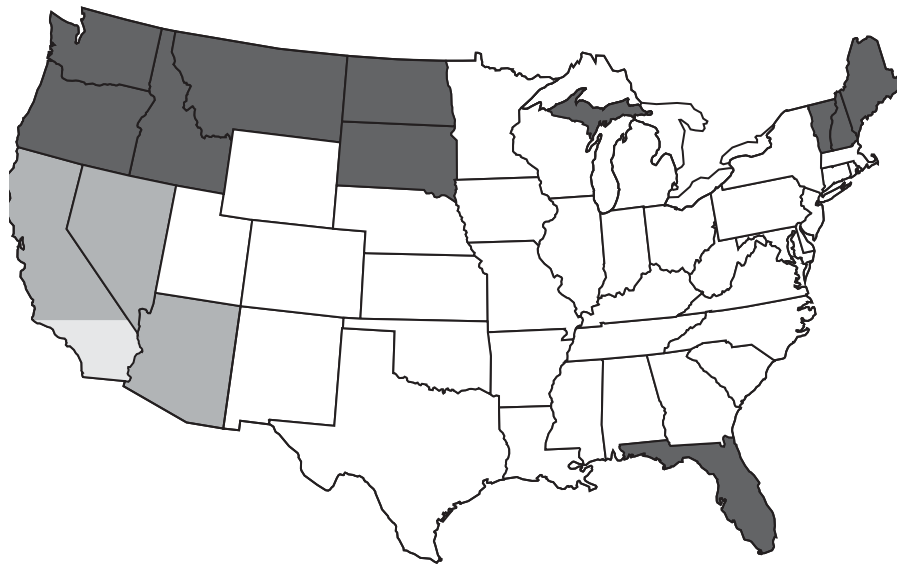
Glass Tops

It is not recommended to place glass tops on wood tops because they create a moisture trap that could damage the wood surface. **The use of glass tops may void the product warranty should damage occur.**

Manufacturing Defects

Claims of manufacturing defects will not be entertained without prior inspection by a Taylor representative. Unauthorized deduction in payment of invoices will not be allowed without prior factory approval.

TAYLOR DESK FREIGHT PROGRAM



- ZONE 1:**
4% of the net order or **\$240 net**, whichever is greater
- ZONE 2:**
6% of the net order or **\$360 net**, whichever is greater
- ZONE 3:**
9% of the net order or **\$540 net**, whichever is greater
- ZONE 4:**
10% of the net order or **\$600 net**, whichever is greater

General Information

Taylor Desk offers a guaranteed freight rate through the optional Taylor Freight Program. All orders must be marked "**Taylor Freight Program**" and include accurate freight charges as a separate line item (see above). Invoicing for freight charges using this program will appear on the invoice for the order. This charge applies for dock-to-dock with "driver no touch" delivery to one destination only and does not include unloading or inside delivery. Taylor Desk reserves the right to select the carrier, and in most cases, will ship blanket wrapped.

The delivery location must be equipped with a dock and be fully accessible to a 53' tractor-trailer. The customer must provide all labor necessary to unload the shipment. **Customer must make certain that entrances, elevators, etc. are adequate for large units and/or tables.** Most items (except conference tables, workwalls, L-shape and U-shape desk configurations, etc.) are completely set up prior to shipping. Please contact Customer Service if desks need to be shipped partially assembled to accommodate an installation in close quarters.

Shipping Schedule

Taylor Desk is committed to the most prompt shipment possible of all its products. Taylor Desk assigns orders to a projected ship date for production purposes. Actual ship date may vary 3-5 working days for freight consolidation. Taylor Desk is not liable for failure to ship by the acknowledged shipping date or any other date. Taylor Desk is not liable for a delay or failure in shipment or performance if the delay or failure is caused by an act or omission of the customer; civil disturbances; dispute with or among labor unions; acts of God; delays in transportation; or other similar causes that are not within Taylor Desk's reasonable control.

Call Before Delivery

Since carriers charge back for call before delivery requests, an additional \$25 net charge will be added to orders that request a call before delivery.

Additional Charges

Rates are based on dock-to-dock "driver no touch" deliveries made Monday through Friday, 8 a.m. until 5:00 p.m. The dealer warehouse must also be specified on the order. Delivery direct to a jobsite, as well as date and time specific deliveries, may be arranged. In most cases, additional freight charges will incur. Contact Customer Service for quote on your delivery requirements. Any charges arising from failure to meet a shipment, rerouting while in transit, or carrier storage charges are NOT included in the pricing shown. Charges resulting from late deliveries beyond our control are not the responsibility of Taylor Desk.

Cartoning

If cartoning is requested, add 20% of the net price to each item as a separate charge on the order. There is no additional cartoning charge for occasional tables.

Freight Claims and Damaged Shipments

We take great care in the handling of our finished product. All Taylor Desk products are carefully inspected, protected with well-engineered packaging, and expertly loaded from our dock. All shipments are delivered to the carrier in good condition and our liability ceases at that time. **Therefore, we strongly recommend that all furniture be inspected immediately upon arrival.** If a shipment is received damaged, whether such damage is concealed or obvious, it is the purchaser's responsibility to properly note the damage. Do not refuse merchandise damaged in transit, as Taylor is not responsible for damage to goods that occur in transit or storage. If damage does occur, immediately follow these steps to expedite the claims process:

For Visible Damage:

1. Note damage on bill of lading (delivery receipt) and have driver sign.
2. Note damage on packing list.
3. Hold all packaging materials.
4. Contact Taylor Desk Customer Service to request Damage Notification Form.
5. Complete Damage Notification Form and return via fax to Taylor Desk within 5 days.

For Concealed Damage:

1. Open package and inspect contents within 5 days of receipt. (Carrier liability ceases after 5 days and the carrier will not be responsible for concealed damages.)
2. Follow steps 2-5 above.

If an item is determined to be field-repairable, please also submit a quotation for the repairs. **If repairs are made locally, repair charges will not be accepted unless approved in advance by Taylor Desk.**

Returns

No furniture may be returned for credit, inspection, or repair without first obtaining factory approval and a return authorization number. In the event of a credit by agreement, a handling charge of 30% will be deducted from the credit issued. **No furniture will be accepted unless a return authorization number is referenced and return transportation charges are prepaid. All furniture being returned must be properly packaged in its original or comparable replacement packaging to ensure protection of the product during handling and transportation.**

PRODUCT INFORMATION

Veneers

Hand selected, book-matched, American Black Walnut veneer is meticulously prepared and laid up onto the highest quality substrate in Taylor Desk's own Panel Department. All panels are produced using three-ply balanced construction to discourage warping.

In addition to the standard veneer grain, Diamond and Reverse Diamond Pattern Veneer grains are available. These veneer faces are expertly crafted by hand to produce a very impressive table top. Walnut Burl veneer is also available on all desk and conference table tops, as well as other Heritage items (see specific product item for availability). Walnut Burl is a natural grain character occurring in some Walnut logs that results in a very distinctive top. See page 6 for additional information on Pattern Veneer grains and Walnut Burl.

Tops

All Heritage Series tops are 1¼" thick, with the exception of the following: overhang tops on desks and credenzas are built up to a 2" thickness, while all tops on conference tables 96" in length and greater are built up to a 2½" thickness. All tops, regardless of thickness are produced using three-ply balanced construction with solid American Black Walnut surrounding the top and elegantly shaped in a traditional style. See page 5 for additional information on Heritage Series tops.

Moldings

Solid American Black Walnut horizontal bead molding is a standard accent on the Heritage Series. Solid American Black Walnut Picture Frame Accent Molding may be added as an option to further accentuate the traditional styling. See page 7 for more details.

Drawers

All drawers are constructed as a four-sided box, using finger joint dovetailing. This technique ensures superior structural integrity and easy drawer front replacement. Drawer fronts are attached to the four-sided box and have vertically matched veneer over the entire set, ensuring each pedestal has a consistent appearance.

Each drawer front is individually banded with solid American Black Walnut that is shaped to complement the overall traditional style. Seven-ply laminated Maple is used for all drawer sides. Maple veneered bottoms are ¼" thick and grooved into drawers on all sides. Drawer interiors are UV-lacquered for a smooth, durable finish. Optional Black Velvet Drawer Inserts are available in tray drawers and center drawers.

Drawer Hardware

Drawer and door hardware is standard with Heritage Series and is available in several styles and finishes. Refer to page 5 for a complete description of drawer and door hardware.

Drawer Suspensions

File drawers utilize full extension, progressive action ball bearing Accuride® suspensions. The full extension slides offer maximum filing capacity. Box drawers utilize ball bearing Accuride® suspensions with ¾ extension.

Filing Capabilities

All file drawers are equipped with extruded aluminum hardware that can be easily configured to accept either letter or legal size filing. All desk, return, and credenza pedestals are legal width, unless otherwise specified in the price book.

Locks

Locks are standard on all desk pedestals and lateral file units. Locks are also available on other pedestals and storage units as an option. Lateral file locks utilize an anti-tilt device for user safety. Removable lock cylinders provide for keying alike or re-keying in the field, which offers flexibility and security even when users change. When ordering furniture, list product by office and tag accordingly. Failure to assign and tag may result in random key number assignments.

Adjustable Glides

Polymer glides with a threaded metal stem and "T" nuts, which are set in solid lumber, allow a 1" adjustment to accommodate uneven floors. Proper leveling is essential to the alignment and function of doors and drawers. Improperly leveled units may result in misaligned doors and drawers and may impair locking mechanisms or other functional hardware.

Standard Finishes

Taylor Desk features a high quality, catalyzed lacquer finish, resulting in a beautiful satin sheen surface. Heritage Series is standard with a semi-filled finish. Careful attention is paid to the staining and shading process, however, due to the inherent varied characteristics of wood, certain variations will occur, thus emphasizing the natural beauty of real wood. **The finish samples provided by Taylor Desk represent the average color of the finish. Finishes may vary due to variations in wood grain, texture, and density. Taylor Desk cannot accept responsibility for the finish to remain true over a period of time.** Standard Heritage Series finishes are:

RCL	Royal Cherry on Walnut	M-L	Mahogany on Walnut
LWL	Light Walnut on Walnut	SMK	Smoke on Walnut
ESP	Espresso on Walnut		

When ordering additional product for an existing installation, please submit a finish sample (i.e., drawer front) with your order since aging and mellowing of wood finishes occurs over time.

Special Finishes

Taylor Desk products are available with special finishes to commercially match the color of existing woodwork, architectural details, or other special conditions. Taylor Desk, however, cannot match the unique grain pattern of a particular species of wood. Submit a finish sample to be matched to the Taylor Desk Customer Service Department. A counter sample will be developed and returned for approval. Production will begin upon receipt of written approval of the sample.

Special finish orders are not cancelable. A one time, per color formulation charge of \$200 net, plus an upcharge per order, will be determined based upon complexity of the finish. If special finish orders involve both Taylor Desk and Taylor Chair, both Customer Service Departments should be notified to ensure proper coordination. Orders for discontinued finishes will be treated as special finishes and are subject to all special finish charges. Once a special finish has been formulated, it will be assigned a special finish number. To avoid another formulation charge, please be sure to specify this special finish number on future orders.

NOTE: Heritage Series worksurfaces and table tops are available with a premium, full-filled, hand-rubbed finish. For more information, see page 6.

Finish Care and Protection

Taylor's catalyzed lacquer finishes should be maintained regularly by dusting with a soft, damp cloth. Polishing is not recommended more than 4-5 times per year and only with a high quality, non-silicone product.

Fine wood furniture should not be exposed to strong sunlight, heat outlets, open windows, or dampness. These environments may cause premature fading or warpage. When spills occur, they should be blotted up as quickly as possible. Avoid placing damp objects and hot items on surfaces without coasters. Consideration should be given to the use of synthetic or plastic pads which may cause a reaction to the finish. Taylor Desk is not responsible for markings on any surface caused by any writing instrument, as well as sharp or abrasive objects.

HARDWARE

Drawer and door hardware is standard with Heritage Series. Hardware is offered in three different styles (Heritage, Sterling, and English) with their corresponding finishes listed below. Knobs are used on Overhead Storage Units, unless otherwise indicated. Specify hardware and hardware finish by adding their corresponding letter designation to the end of each model number.



Heritage (-HE)
Antique Brass (-AB)



Sterling (-ST)
Antique Brass (-AB)
Satin Nickel (-SN)



English (-EN)
Antique Brass (-AB)

EDGE DETAILS

Casegoods

The Heritage traditional edge detail is shaped from solid American Black Walnut surrounding the top. All standard casegood tops are 1¼" thick, while overhang desk and credenza tops are built up to a 2" thickness.



Standard Heritage Tops (1¼" thick)



Overhang Desk and Credenza Tops (2" thick)

Conference & Meeting Tables

The Heritage traditional edge detail is shaped from solid, American Black Walnut surrounding the top. Conference table tops under 96" and round meeting table tops are 1¼" thick. Conference table tops 96" and longer are built up to a 2½" thickness.



**Conference Table Tops Under 96" &
Round Meeting Tables (1¼" thick)**




Conference Table Tops 96" & Over (2½" thick)

DESK AND WORKSURFACE OPTIONS

Patterned Veneer and Walnut Burl Worksurface Option

Heritage desk tops are standard with book-matched, American Black Walnut veneer. In addition to the standard veneer, tops are available with a Black Leather Inset (only available on certain desktop sizes), Diamond Pattern Veneer, Reverse Diamond Pattern Veneer, and a Walnut Burl veneer. Walnut Burl tops are hand selected for their unique character, contrast, and grain pattern. Due to these unique qualities, each Walnut Burl top will vary in appearance. In addition, Walnut Burl tops have varying contours throughout the top.

Please refer to each product item for availability and pricing of special worksurface options.



Walnut Burl Veneer



Leather Inset Desktop with Gold Embossing



Reverse Diamond Patterned Veneer (Diamond Pattern also available)

Full-Filled Worksurface Option

Heritage Series worksurfaces and table tops are available with a premium, full-filled, hand-rubbed finish. Tops are polished to a full gloss. The full-filled finish is available on standard veneer, pattern veneer, and Walnut Burl veneer tops at an upcharge. Add the following upcharges to the list price:

Desk Tops	+\$935
Returns and Bridges (up to 48")	+485
Returns and Bridges (over 49")	+525
Corner Units	+500
Credenzas (up to 84")	+575
Credenzas (over 85")	+725
Lateral Files	+425
Occasional Tables	+175
Conference Tables (Round Tops, up to 48" diameter)	+665
Conference Tables (Round Tops, over 49" diameter)	+1050
Conference Tables (Arc, Boatshape, Rectangular Tops, up to 120")	+1250
Conference Tables (Arc, Boatshape, Rectangular Tops, over 121")	+2950

Laminate Worksurface Option

As part of Taylor Desk's custom capabilities, HPL-laminate worksurfaces are available at a 10% upcharge, with a \$100 net minimum (a higher upcharge may apply to specially priced laminates). Purchase orders with a laminate option must include: Manufacturer's Name; Laminate Name; and Laminate Number.

Taylor Desk will **not** automatically match the wood finish to the laminate selection. If a wood finish match is required, it must be specified on the order and may require an additional special finish upcharge. Taylor Desk reserves the right to decline a laminate that may not be suitable for the application. Taylor Desk assumes no responsibility for the durability, consistent coloration, or any other performance characteristic of a customer-specified laminate. **Please check with Customer Service regarding laminate lead times, special finish requirements, and pricing.**

HINGED DOOR OPTIONS

Panel doors are standard for all hinged doors. Panel doors feature book-matched, American Black Walnut veneer and banded with solid Walnut which is shaped in a traditional detail.

Optional Inset Panel Doors are available with either glass, wood veneer, or brass grill panels set into solid wood frames. Please refer to each product item for availability and pricing.



Glass Inset Panels



Wood Inset Panels

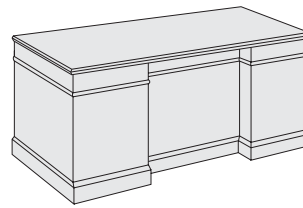


Brass Grill Inset Panels

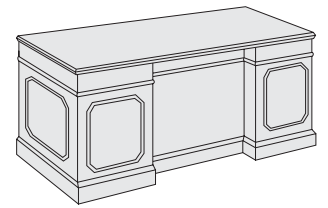
PICTURE FRAME ACCENT MOLDING

Heritage products can be enhanced with optional Picture Frame Accent Molding. Accent Molding is made from solid American Black Walnut and shaped to the same detail as the horizontal bead molding surrounding the case. Please refer below for availability and pricing of Picture Frame Accent Molding.

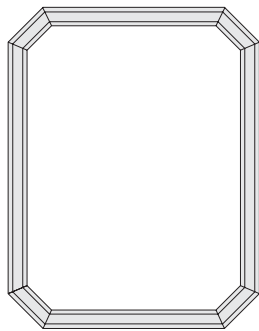
NOTE: Configurations where components are adjacent to other components, Picture Frame Accent Molding will be eliminated.



Desk with Standard Molding



Desk with Optional Picture Frame Accent Molding



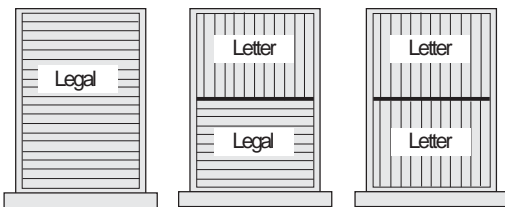
Model#	Description	Location	List Price
HEM-DSK	Double and Single Pedestal Desks	Pedestal front & sides	\$260
HEM-SRO	Single Pedestal Run-Off Desk	Pedestal front & side	130
HEM-RET	Returns	Pedestal side & modesty	160
HEM-CRN	Corner Unit	Outside vertical panels	160
HEM-BRG	Bridge Units, full modesty only	Modesty	120
HEM-CRE	Credenzas	Sides	140
HEM-CHD	Credenza Hinged Doors, per pair	Doorface	130
HEM-LF2	Lateral File, 2 Drawer	Sides	120
HEM-LF4	Lateral File, 4 Drawer	Sides	120
HEM-S37	Storage Units, full height, 37"W*	Sides & doors	260
HEM-S24	Storage Units, full height, 24"W	Sides & single door	195
HEM-CRT	CRT Table, Printer Stand	Sides	120
HEM-RLR	Reception Station, L-Shape Recessed Front	Outside panels	540
HEM-RLS	Reception Station, L-Shape Step Front	Pedestal front & side panels	460
HEM-RUR	Reception Station, U-Shape Recessed Front	Front & side panels	625
HEM-RUS	Reception Station, U-Shape Step Front	Pedestal front & side panels	600
HEM-LTN	Lectern	Front & sides	195
HEM-SRV	Serving Cart	Doorface & sides	160
HEM-TTB	Telephone Table	Doorface & sides	120
HEM-VPB	Visual Presentation Board	Doorface	120
HEM-CBB	Cube Base, per cube	Sides	160
HEM-PPS	Panel Base, per panel	Outside panel	120

*Picture Frame Accent Molding not available on AV/Media Cabinet doors.

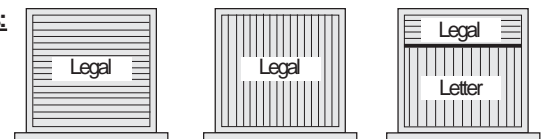
FILING OPTIONS

All file drawers are equipped with extruded aluminum hardware that can easily accommodate letter or legal size filing. See below for an overhead view of files and drawers.

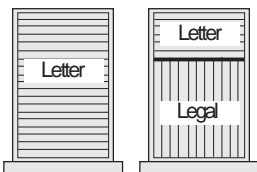
Desks:
Legal
Pedestal



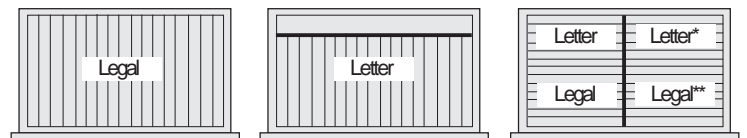
Credenzas & Returns:
Legal Pedestal



Desks:
Letter
Pedestal



Lateral Files:
30"W & 36"W



* 30"W accommodates letter-width filing.
** 36"W accommodates legal-width filing.

TYPICAL CONFIGURATIONS*



Taylor Chair Traditional Executive (#2813.5T)

Single Pedestal Desk with Overhang Top (right ped)	HE3672SPOH	\$3125
• Optional Picture Frame Accent Molding	HEMVDSK	260
Bridge Unit with Full Modesty (left)	HEB2448	1230
• Optional Picture Frame Accent Molding	HEMVBRG	120
<u>Rear Workwall:</u>		
Modular Credenza Worksurface Modesty Assembly	HE2470CA	2475
• Tray Box File Component (left)	HE18BBF	500
• Open Kneespace (center)	HEKS	—
• End Panel Component (right)	HESEP	265
• End Trim Molding (right)	HETM	—
Top Unit	HE1570T	2975
• Optional Brass Grill Inset Panels	INSET-BG	800
• Cap Top	CAP670	—
• End Trim Molding (right)	HETM	—
Paper Management Organizer (left)	HEPMO5-1	540
Paper Management Organizer (right)	HEPMO5-1	540
Quarter Round End Run Bookcase (left)	HEQBC2416	2050
• Cap Top	CAPQR	—
Lateral File Storage Unit, full height	HE2437LFS	4575
• Cap Top	CAP235	—
TOTAL LIST PRICE		\$19455



Taylor Chair English Hepplewhite (#2814-4) and Chippendale (#2808.5)

Table Desk with Chippendale Leg	HE3672TDCH	\$2750
<u>Rear Workwall:</u>		
Lateral File, 2 Drawer (left)	HE2037L	2095
• End Trim Molding (left)	HETM	—
Modular Credenza Worksurface Modesty Assembly	HE2070CA	2375
• Tray Box File Component (left)	HE18BBF	500
• Open Kneespace (center)	HEKS	—
• Tray Box File Component (right)	HE18BBF	500
Lateral File, 2 Drawer (right)	HE2037L	2095
• End Trim Molding (right)	HETM	—
Storage Tower (left)	HE1535ST	2100
• Optional Glass Inset Panels	INSET-GL	650
• Cornice	COR635	—
• End Trim Molding (left)	HETM	—
Top Unit with Paper Management Shelf	HE1570TPM	3150
• Cornice	COR670	—
• Gabled Pediment	HE-GPED70	600
Paper Management Organizer (left)	HEPMO4-1	475
Paper Management Organizer (right)	HEPMO4-1	475
Storage Tower (right)	HE1535ST	2100
• Optional Glass Inset Panels	INSET-GL	650
• Cornice	COR635	—
• End Trim Molding (right)	HETM	—
TOTAL LIST PRICE		\$20515



Double Pedestal Desk with Overhang Top	HE3672OH	\$3590
• Optional Picture Frame Accent Molding	HEMVDSK	260
<u>Rear Workwall:</u>		
Modular Credenza Worksurface Modesty Assembly	HE20105CA	2975
• Lateral File Component (left)	HE35LF	800
• Open Kneespace (center)	HEKS	—
• Lateral File Component (right)	HE35LF	800
• End Trim Molding (left & right)	HETM	—
• Optional Picture Frame Accent Molding	HEMVCRE	140
Storage Tower (hinge left)	HE1518ST	1550
• End Trim Molding (left)	HETM	—
Top Unit (center)	HE1570T	2975
Storage Tower (hinge right)	HE1518ST	1550
• End Trim Molding (right)	HETM	—
Continuous Cornice (spans entire rear workwall)	COR605	—
TOTAL LIST PRICE		\$14640

TYPICAL CONFIGURATIONS*

*NOTE: A drawing is required to ensure proper location of components.



Taylor Chair Moselle (#9316) and Arlington (#9830.5CA)

Arc End Run-Off Desk (left)	HE3060RO-ARC	\$2000
Single Storage Unit, full height (left with hinge right)	HE2424FS	2695
• Cap Top	CAP222	—
• End Trim Molding (left)	HETM	—
Modular Credenza Worksurface Modesty Assembly	HE2476CA	2575
• End Panel Component (left)	HESEP	265
• Open Kneespace (center)	HEKS	—
• Tray Box File Component (right)	HE18BBF	500
Top Unit with Paper Management Shelf	HE1576TPM	3300
• Optional Glass Inset Panels	INSET-GL	700
• Cap Top	CAP676	—
Four Drawer Lateral File Storage Unit, full height (right)	HE2437LLS	4995
• End Trim Molding (right)	HETM	—
TOTALLIST PRICE		\$17030



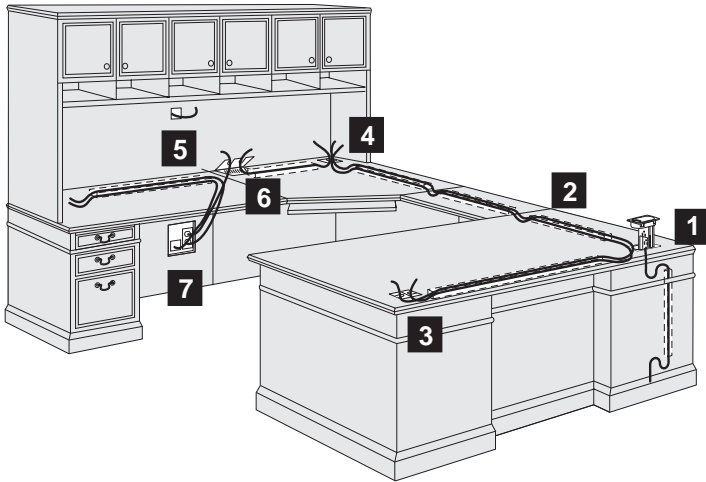
Taylor Chair Arlington (#9825.5CA)

Arc End Conference Table with:	HE48120ARC	\$8190
• Reverse Diamond Patterned Veneer	-RV	—
• Colonade Drum Base	-CDB	—
• Recessed Power Data Center (center) with matching wood veneer doors	REC-PC-MUWD	1295
Console Table	HE2060CT	1995
Visual Presentation Board	HE4848VPB	2575
• Optional Picture Frame Accent Molding	HEM-VPB	120
Lectern	HE2224LTN	2525
<u>Rear Workwall:</u>		
Media and Audio Visual Storage Unit, full height (left)	HE2437AV	4795
Hinged Door Storage Unit, full height (right)	HE2437DHS	4350
Continuous Cornice (spans entire rear workwall)	COR270	—
Gabled Pediment	HE-GPED270	675
End Trim Molding (left & right)	HETM	—
TOTALLIST PRICE		\$26520



Reception Station, U-Shape, Side Entry, Step Front	HE3672RD-U-S	\$11550
• Includes Single Pedestal Reception Desk (right ped), Full Modesty Bridge, and Lateral File Credenza		
• Optional Bow Top Transaction Shelf	-BT	325
• Optional Reception Station Paper Management Organizer	HE72RD-PMO	1050
Optional Picture Frame Accent Molding (entire unit)	HEM-RUS	600
TOTALLIST PRICE		\$13525

POWER | DATA ACCESS AND WIRE MANAGEMENT



Taylor Desk offers a variety of power/data access and wire management options (see Techno-Components on page 11 for a complete listing). These components allow access to floor and wall electrical/data outlets, as well as manage wires from auxiliary lighting and electronic office equipment.

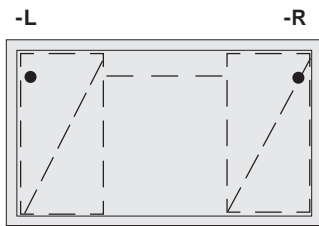
NOTE: Electrical components are U.L. listed. Compliance with electrical and building codes are the sole responsibility of the customer.

1. Retractable Power/Data Center
2. Wire Management Channel
3. Double Wire Grommet
4. Single Wire Grommet
5. Single Wire Grommet (vertical)
6. Recessed Power/Data Center
7. Wire Access Panel

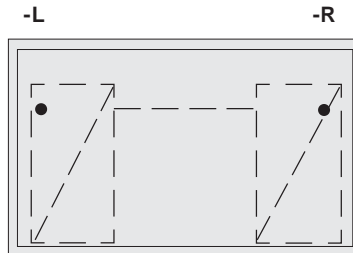
STANDARD GROMMET LOCATIONS

Standard grommet locations for worksurfaces and vertical modesty panels are shown below. When specifying a Wire Management Grommet, the grommet location must be included. Add the location suffix to the grommet model number (i.e., WG-1-KSC). See the grommet location key to the right. Wire management for Task Lights may be routed through the back panel of Overhead Storage Units directly behind the Task Light. To specify, add **-TLG** to the model number. Task Light wire can also be run behind Acoustical Tack Panels and through Worksurface Grommets, when specified.

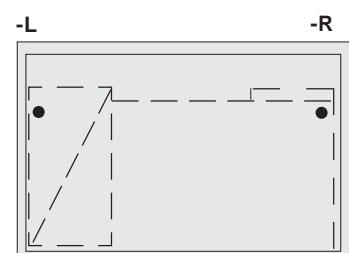
Location Key:			
-L	Left	-KSL	Kneespace Left
-C	Center	-KSC	Kneespace Center
-R	Right	-KSR	Kneespace Right
-TLG	Task Light	-VML	Vertical Modesty Left
		-VMR	Vertical Modesty Right



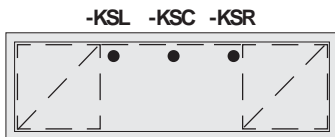
Double Pedestal Desk, Flush Top



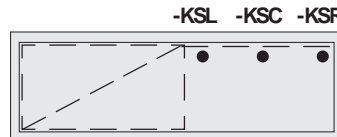
Double Pedestal Desk, Overhang Top



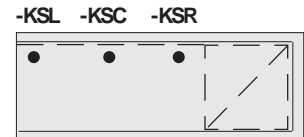
Single Pedestal Desk, Overhang Top



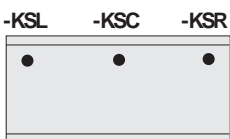
Credenza, Center Kneespace



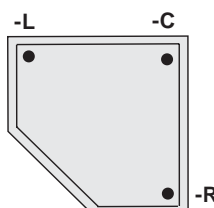
Credenza



Return, plan view



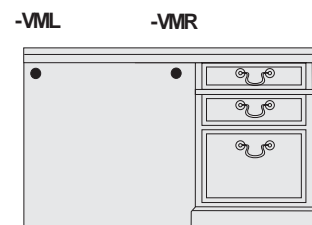
Bridge Unit



Corner Unit

Vertical Panels

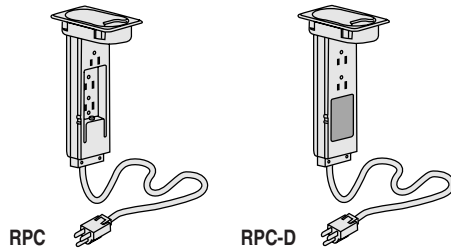
Grommets may also be specified for vertical modesty panels **in open kneespaces only**. Vertical Modesty Grommets will be positioned 3" below the worksurface. To specify, add **-VML** (Vertical Modesty Left) or **-VMR** (Vertical Modesty Right) to the model number.



Return, elevation view

TECHNO-COMPONENTS

Model #	Dimensions	List Price
---------	------------	------------

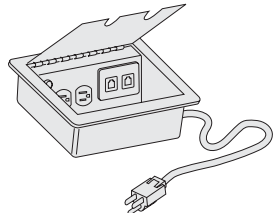


Retractable Power Center

Retractable Power Centers provide full access to electrical outlets at the worksurface by sliding up in a slotted track and then retracting to a concealed position. Centers are available in matte black and are equipped with 15 Amp circuit breaker and 6 ft. cord. U.L. and C.S.A. listed.

RPC	Four Electrical Outlets	\$240
RPC-D	Two Electrical Outlets and Slot for Voice and Data Modules*	220

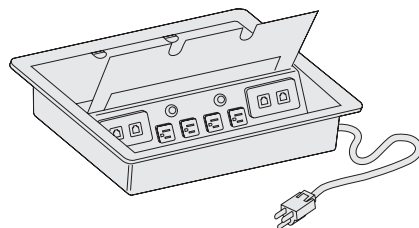
*Taylor Desk does not supply these modules. For information on ordering modules that best meet your requirements, please contact **AMP Product Information Center at 1-800-522-6752** or **Panduit at 1-800-777-3300**.



Recessed Power|Data Center

Recessed Power Centers provide full access to electrical and voice/data outlets at the worksurface. Centers are flush to the worksurface and are available in matte black. Suitable for individual workstations or conference tables, each center is equipped with two electrical outlets, two voice/data outlets, 15 Amp circuit breaker, and 6 ft. cord. U.L. and C.S.A. listed. Please submit a dimensioned drawing to specify position.

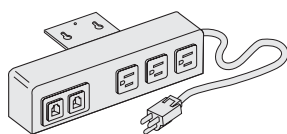
REC-PC	4 5/8" x 8 1/8"	380
---------------	-----------------	-----



Recessed Power|Data Center (Multi-User)

Recessed Power Centers provide full access to electrical and voice/data outlets at the worksurface. Centers are flush to the worksurface and are available in matte black or wood veneer. Suitable for conference tables, each center is equipped with eight electrical outlets, eight voice/data outlets (four on each side of this double unit), 15 Amp circuit breaker, and 6 ft. cord. U.L. and C.S.A. listed. Please submit a dimensioned drawing to specify position.

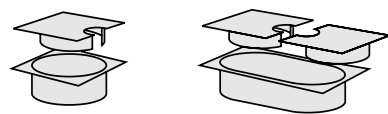
REC-PC-MU	11" x 13 1/2" Matte Black Doors	1150
REC-PC-MUWD	11" x 13 1/2" Wood Veneer Doors	1350



Power Strip

Power Strips provide full access to electrical and voice/data outlets beneath the worksurface for front access. Each Power Strip is equipped with three electrical outlets, two voice/data outlets, 15 Amp circuit breaker, and 6 ft. cord. U.L. and C.S.A. listed. Power Strips may be field installed. For factory installation, please submit a dimensioned drawing to specify position.

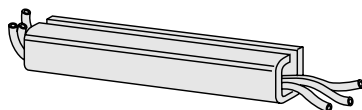
POW-STP	3" x 12" x 2 3/4" H	345
----------------	---------------------	-----



WG-1
WG-AB or WG-SN
Wire Access Grommets

Wire Access Grommets are furnished with a matte black or antique brass cap. Please specify standard factory grommet position (refer to page 10 for standard positions). To specify non-standard positions, orders must be accompanied by a dimensioned drawing.

WG-1	1 7/8" Diameter I.D. (Matte Black)	80
WG-2	1 7/8" Diameter x 4 1/4" I.D. (Matte Black)	100
WG-AB	2 1/2" Diameter I.D. (Antique Brass)	120
WG-SN	2 1/2" Diameter I.D. (Satin Nickel)	120



Wire Management Channel

Wire Management Channels are attached horizontally or vertically to modesty, back, or end panels below the work surface, please specify position for:

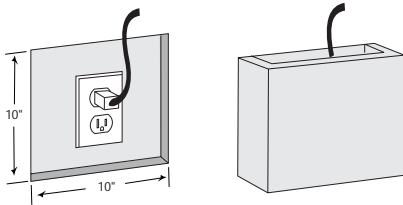
WCDP	Double Pedestal Desk or Credenza	70
WCSP	Single Pedestal Desk or Credenza	80
WCRB	Return or Bridge	60
WCCU	Corner Unit	70
WCF	48" section, trim to fit for field installation	45

WORKSPACE ACCESSORIES

Model #

Dimensions

List Price



Wire Access Panel

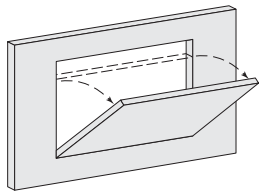
Shown Closed

Wire Access Panels provide access to wall mounted power/data outlets through a 10" x 10" opening on credenza, return, or bridge modesties/back panels. Wires can still pass through when removable door panel is in place. Standard position is centered (left-to-right) in any open kneespace, while the bottom of the Wire Access Panel is 10" to the floor. To specify non-standard positions, orders must be accompanied by a dimensioned drawing.

WAP-M

10" x 10" H

\$215

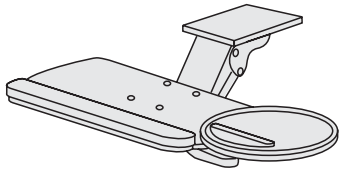


Hinged Modesty for Wire Access

A hinged modesty panel allows wall access and may be specified for returns, bridges, or credenza kneespace areas 32" wide or longer. A wire management cut-out is provided with all hinged modesties.

18" x 26"

240



Articulating Keyboard Tray with Articulating Mousepad

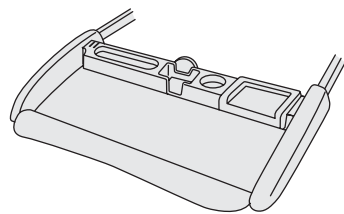
Articulating Keyboard Tray with Articulating Mousepad is mounted below the worksurface and adjusts from worksurface level to 6" below, 15° tilt and 360° rotations. Fully retractable to store with a minimum intrusion to kneespace. All adjustments lock to position. Swivel/tilting mousepad may be mounted on the right or left side. Both tray and mousepad include gel wrist rests. Matte black finish.

AK-MP2

Tray: 10¼" x 20"

470

Mousepad: 9"W x 7½"D



Pull-Out Keyboard Tray with Mousepad

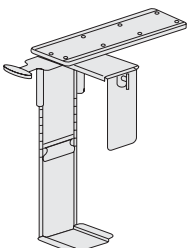
Pull-Out Keyboard Tray with Mousepad. Tray tilts -7°, -3.5°, and neutral. Locks into three positions. Fully retractable to store with a minimum intrusion to kneespace. Tray includes gel wrist rest and several storage compartments for supplies. Mousepad may be positioned on the right or left side. Matte black finish.

PK2

9¼" x 25½"

395

includes mousepad



CPU Holder (under worksurface)

CPU Holder stores the CPU vertically beneath the worksurface to protect against contaminants and saves workspace. Holder adjusts to support most CPU sizes and includes a track with 13" in/out adjustment range, 360° swivel for easy access to back panel, and an integrated handle to assist with the slide and swivel features. Matte black finish.

CPUH

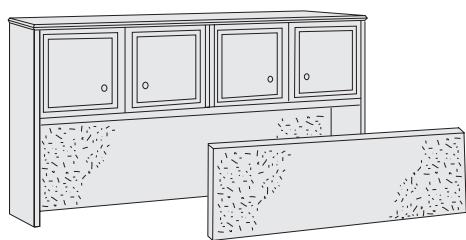
17¾" D

375

3¼" - 8½" W

13½" - 24" H

Fabric covered Acoustical Tack Panels are available for Top Units or for Wall Mount applications. Panels are covered with **Maharam Messenger (pattern #458640) Balsa (color #001)**.



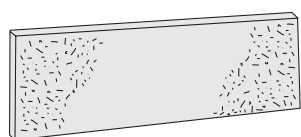
90262

Taylor Desk 11020 Santa Fe Avenue, Lynwood, CA

1.800.645.3943

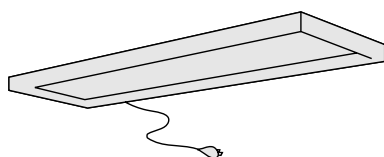
-WM

ma|hara|m



Acoustical Tack Panel

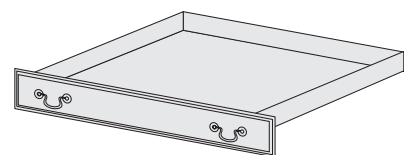
TP-36	36"W	1¼ yds.	\$295	\$355
TP-72	72"W	2¼ yds.	360	465
TP-78	78"W	2½ yds.	370	485
TP-84	84"W	2½ yds.	380	500
TP-92	92"W	2¾ yds.	395	520
TP-96	96"W	3 yds.	400	540
TP-102	102"W	3¼ yds.	405	560
TP-108	108"W (2 pieces)	3½ yds.	420	585



Task Light

Task Light is mounted under overhead storage units and include 40W T12 cool white lamps with white reflector, 6 ft. cord (centered), and center rocker switch. Black finish.

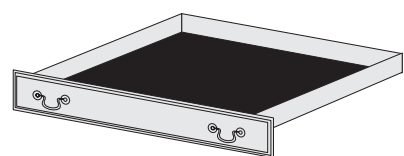
TL-27	2¾" x 7" x 27½"	175
TL-57	2¾" x 7" x 57½"	315



Center Drawer

Center Drawer is mounted below the worksurface of Single Pedestal Desks, Table, Conferencing, or Run-Off Desks. Drawer front is Walnut veneer that is banded with solid, American Black Walnut shaped into a traditional detail. Includes wood storage compartments.

CD	300
-----------	-----

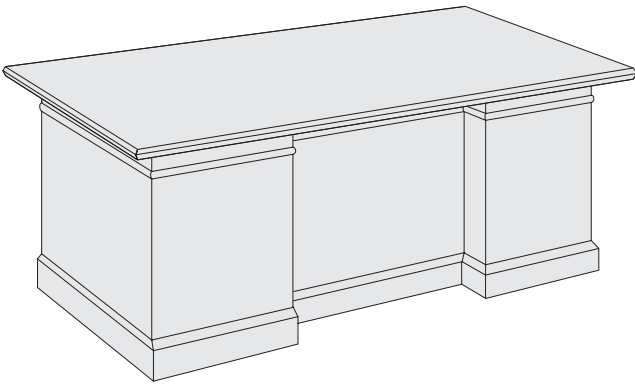


Black Velvet Drawer Insert

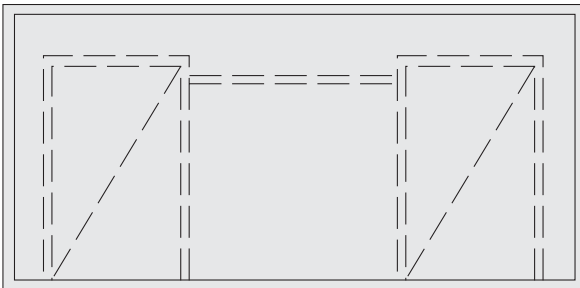
Black Velvet Drawer Inserts are available in Center Drawers and Tray Drawers (found on Tray|Box|File desk pedestals). Inserts are removable and only available in black velvet.

VELV-CD	Insert for Center Drawer	75
VELV-TR	Insert for Tray Drawer	60
VELV-SET	Inserts for 2 Tray Drawers & 1 Center Drawer (for Double Pedestal Desks)	195

DESKS

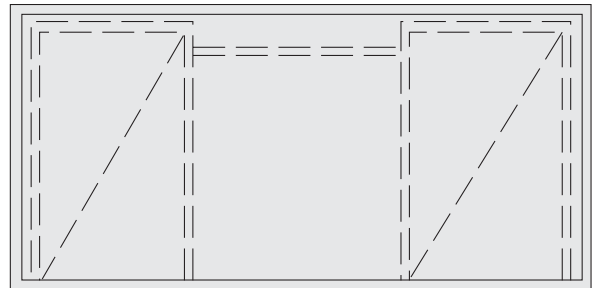


Double and Single Pedestal Desks, along with Table Desks, Conferencing Desks, and Run-Off Desks are available in several sizes. Tops are either flush to the case or overhang. Rectangular and Bow Front tops are available on desks. Desk pedestals are standard with Tray | Box | File drawers in letter-width or legal-width. File drawer fronts are styled as two box drawers. A pull-out writing board is standard on all desk pedestals. An additional pull-out writing board is standard on the approach side of all Flush Top Desks. Double Pedestal Desks include center drawers and a central locking device.



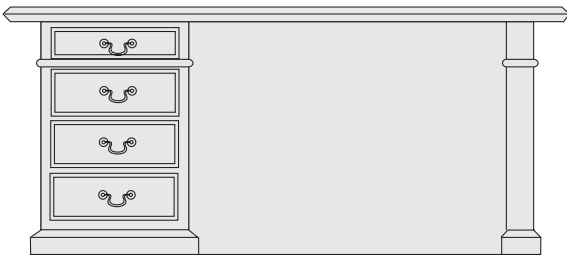
Overhang Tops

Desk tops are available with an overhang on three sides (desk front and sides) or a front only overhang. See each product description for specific overhang dimensions. Overhang tops are built up to 2" thick.



Flush Tops

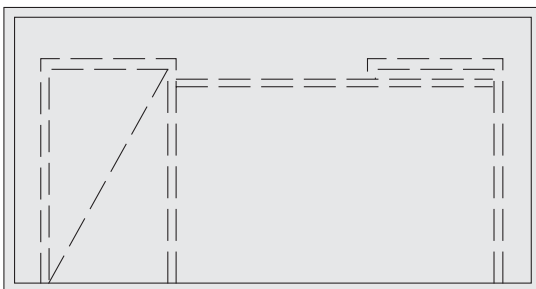
Desks may be specified with a flush case and top. Standard flush desk tops are 1 1/4" thick.



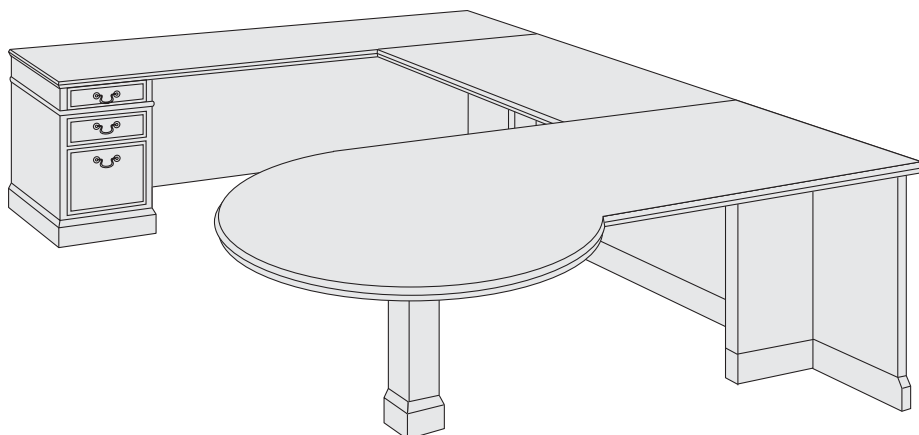
Single Pedestal Desks

Single Pedestal Desks are offered to make L-Shape and U-Shape configurations using Returns, Bridge Units, and Credenzas offered in the Heritage Series. When Returns or Bridge Units are specified to be used with Single Pedestal Desks, the tops will automatically align. Modesty panels will be adjusted where required to fit properly.

Center drawers are optional on Single Pedestal Desks and must be specified separately. Locks are standard. **When specifying a Single Pedestal Desk, indicate left or right pedestal position (as you are sitting at the desk).**

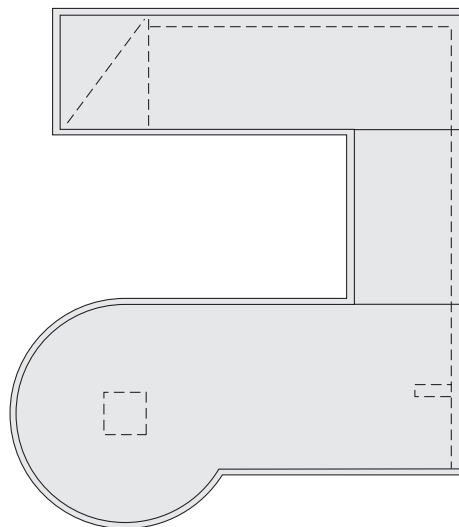
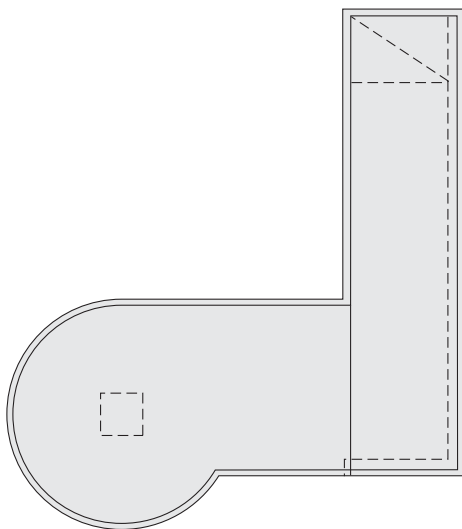


DESKS-CONFERENCINGANDRUN-OFF



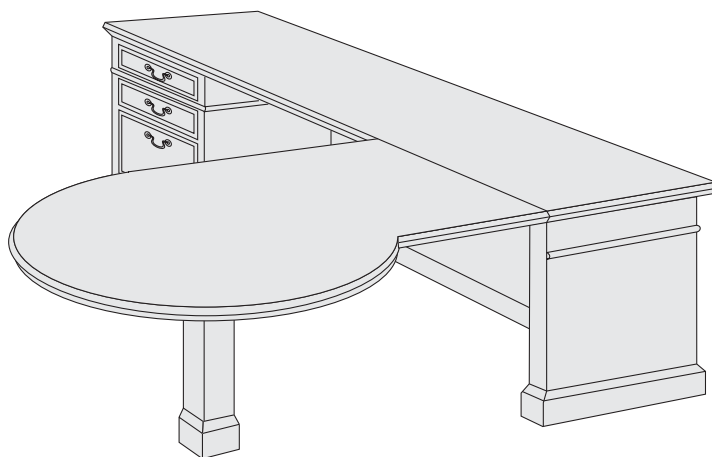
Free-standing Conferencing Desks are available with an Arc End, Bullet, or P-Top shape. Conferencing Desks may be used with Returns or Bridge Units and Credenzas to configure L-Shape or U-Shape units. Conferencing Desks feature a square column support leg. Modesty panels are optional. **Specify Conferencing Desk end to the left or the right (as you sit at the desk). In addition, specify P-Top conference round in or out.**

▼ Conferencing Desk

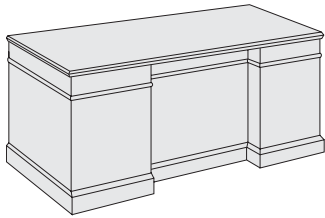


▲ Run-Off Desk

Run-Off Desks are not free-standing and must be attached to a Credenza. Run-Off Desk tops are available with an Arc End, Bullet, or P-Top shape. Tops incorporate a reverse edge detail where it attaches to a Credenza top to ensure a snug, gap-free fit. Run-Off Desks feature a square column support leg. Modesty panels are optional. **Specify Run-Off Desk end to the left or the right (as you sit at the desk). In addition, specify P-Top conference round in or out.**



DESKS-FLUSH TOP



To specify, include:

- Model Number
- Wood Finish
- Hardware Style
- Hardware Finish

Wood Finishes

- **RCL** Royal Cherry on Walnut
- **LWL** Light Walnut on Walnut
- **ESP** Espresso on Walnut
- **MHL** Mahogany on Walnut
- **SMK** Smoke on Walnut

Hardware Style & Finish

- **HE-AB** Heritage (Antique Brass)
- **ST-AB** Sterling (Antique Brass)
- **ST-SN** Sterling (Satin Nickel)
- **EN-AB** English (Antique Brass)

Available Options

- **HE-MSK** Picture Frame Accent Molding for Desks **\$260**
- **VELV-SET** Black Velvet Drawer Insert **195 | set**
(Set = 2 Tray Drawers & 1 Center Drawer)
- **WG-1** Matte Black Grommet - 1 7/8" diameter I.D. **75**
- **WG-2** Matte Black Grommet - 1 7/8" diameter x 4 1/4" I.D. **95**
- **WG-AB** Antique Brass Grommet - 2 1/2" diameter I.D. **115**
- **WG-SN** Satin Nickel Grommet - 2 1/2" diameter I.D. **115**
(see page 10 for location information)
(see page 11-13 for additional accessories)

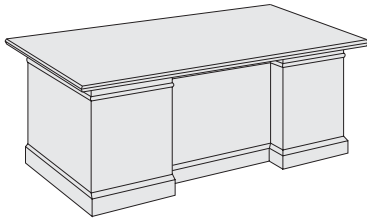
List Price

	Model#	Dimensions	List Price
<ul style="list-style-type: none"> • Letter width pedestals • Tray Box File drawers on each pedestal • Center drawer • Pull-out dictation slide (approach side and above each drawer pedestal) • Central locking system 	HE3060FT	30" x 60" x 29"H	\$3470
	DIAD	Diamond Patterned Veneer Top	+695
	REVD	Reverse Diamond Patterned Veneer Top	+695
	BURL	Walnut Burl Top	+1300
Flush Top, Double Pedestal Desk			

<ul style="list-style-type: none"> • Letter width pedestals • Tray Box File drawers on each pedestal • Center drawer • Pull-out dictation slide (approach side and above each drawer pedestal) • Central locking system 	HE3066FT	30" x 66" x 29"H	3550
	DIAD	Diamond Patterned Veneer Top	+695
	REVD	Reverse Diamond Patterned Veneer Top	+695
	BURL	Walnut Burl Top	+1300
Flush Top, Double Pedestal Desk			

<ul style="list-style-type: none"> • Legal width pedestals • Tray Box File drawers on each pedestal • Center drawer • Pull-out dictation slide (approach side and above each drawer pedestal) • Central locking system 	HE3672FT	36" x 72" x 29"H	3850
	LTHR	Leather Inset Top	+1080
	DIAD	Diamond Patterned Veneer Top	+900
	REVD	Reverse Diamond Patterned Veneer Top	+900
	BURL	Walnut Burl Top	+1600
Flush Top, Double Pedestal Desk			

DESKS-OVERHANG TOP



To specify, include:

- Model Number
- Wood Finish
- Hardware Style
- Hardware Finish

Wood Finishes

- **RCL** Royal Cherry on Walnut
- **LWL** Light Walnut on Walnut
- **ESP** Espresso on Walnut
- **MHL** Mahogany on Walnut
- **SMK** Smoke on Walnut

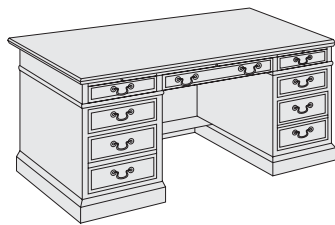
Hardware Style & Finish

- **HE-AB** Heritage (Antique Brass)
- **ST-AB** Sterling (Antique Brass)
- **ST-SN** Sterling (Satin Nickel)
- **EN-AB** English (Antique Brass)

Available Options

- **HEMDSK** Picture Frame Accent Molding for Desks **\$260**
- **VELVASET** Black Velvet Drawer Insert **195 | set**
(Set = 2 Tray Drawers & 1 Center Drawer)
- **WG-1** Matte Black Grommet - 1 7/8" diameter I.D. **75**
- **WG-2** Matte Black Grommet - 1 7/8" diameter x 4 1/4" I.D. **95**
- **WG-AB** Antique Brass Grommet - 2 1/2" diameter I.D. **115**
- **WG-SN** Satin Nickel Grommet - 2 1/2" diameter I.D. **115**
(see page 10 for location information)
(see page 11-13 for additional accessories)

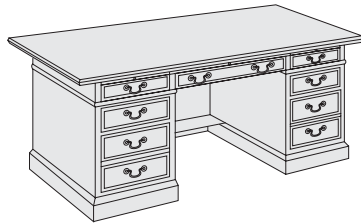
	Model#	Dimensions	List Price
--	--------	------------	------------



- 7" front overhang
- Letter width pedestals
- Tray/Box/File drawers on each pedestal
- Center drawer
- Pull-out dictation slide (above each drawer pedestal)
- Central locking system

HE3660H	36" x 66" x 29"H	\$3450
DIAD	Diamond Patterned Veneer Top	+825
REVD	Reverse Diamond Patterned Veneer Top	+825
BURL	Walnut Burl Top	+1500

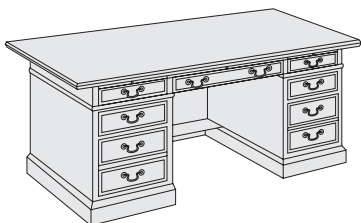
Overhang Top, Double Pedestal Desk



- 7" front and 4" side overhang
- Letter width pedestals
- Tray/Box/File drawers on each pedestal
- Center drawer
- Pull-out dictation slide (above each drawer pedestal)
- Central locking system

HE36720H	36" x 72" x 29"H	3590
LTHR	Leather Inset Top	+1080
DIAD	Diamond Patterned Veneer Top	+900
REVD	Reverse Diamond Patterned Veneer Top	+900
BURL	Walnut Burl Top	+1600

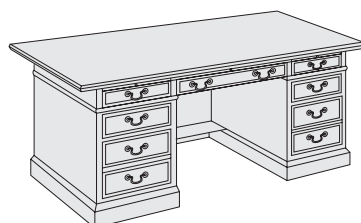
Overhang Top, Double Pedestal Desk



- 9" front and 4" side overhang
- Legal width pedestals
- Tray/Box/File drawers on each pedestal
- Center drawer
- Pull-out dictation slide (above each drawer pedestal)
- Central locking system

HE42780H	42" x 78" x 29"H	4100
LTHR	Leather Inset Top	+1375
DIAD	Diamond Patterned Veneer Top	+1150
REVD	Reverse Diamond Patterned Veneer Top	+1150
BURL	Walnut Burl Top	+1900

Overhang Top, Double Pedestal Desk

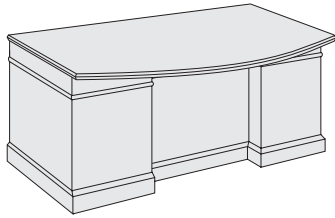


- 9" front and 7" side overhang
- Legal width pedestals
- Tray/Box/File drawers on each pedestal
- Center drawer
- Pull-out dictation slide (above each drawer pedestal)
- Central locking system

HE42840H	42" x 84" x 29"H	4250
LTHR	Leather Inset Top	+1475
DIAD	Diamond Patterned Veneer Top	+1225
REVD	Reverse Diamond Patterned Veneer Top	+1225
BURL	Walnut Burl Top	+2100

Overhang Top, Double Pedestal Desk

DESKS-BOWTOP



To specify, include:

- Model Number
- Wood Finish
- Hardware Style
- Hardware Finish
- Left or right sitting for single pedestal

Wood Finishes

- **RCL** Royal Cherry on Walnut
- **LWL** Light Walnut on Walnut
- **ESP** Espresso on Walnut
- **MHL** Mahogany on Walnut
- **SMK** Smoke on Walnut

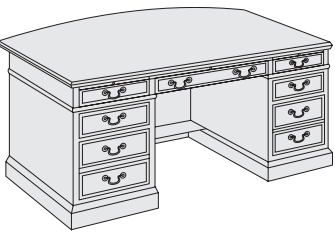
Hardware Style & Finish

- **HE-AB** Heritage (Antique Brass)
- **ST-AB** Sterling (Antique Brass)
- **ST-SN** Sterling (Satin Nickel)
- **EN-AB** English (Antique Brass)

Available Options

- **HEM-DSK** Picture Frame Accent Molding for Desks \$260
- **VELV-SET** Black Velvet Drawer Insert 195 | set
(Set = 2 Tray Drawers & 1 Center Drawer)
- **WG-1** Matte Black Grommet - 1 7/8" diameter I.D. 75
- **WG-2** Matte Black Grommet - 1 7/8" diameter x 4 1/4" I.D. 95
- **WG-AB** Antique Brass Grommet - 2 1/2" diameter I.D. 115
- **WG-SN** Satin Nickel Grommet - 2 1/2" diameter I.D. 115
(see page 10 for location information)
(see page 11-13 for additional accessories)

List Price



- 9" front overhang
- Legal width pedestals
- Tray/Box/File drawers on each pedestal
- Center drawer
- Pull-out dictation slide (above each drawer pedestal)
- Central locking system

Model#

Dimensions

List Price

HE3672FTBO

32" to 38" x 72" x 29"H

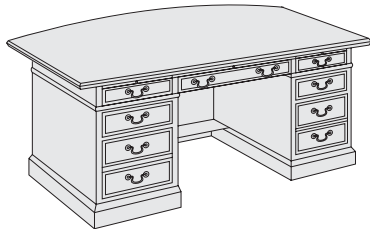
\$4150

BURL

Walnut Burl Top

+1600

Bow Top, Flush Sides, Double Pedestal Desk



- 9" front and 4" side overhang
- Letter width pedestals
- Tray/Box/File drawers on each pedestal
- Center drawer
- Pull-out dictation slide (above each drawer pedestal)
- Central locking system

HE3672OHBO

32" to 38" x 72" x 29"H


3890

BURL

Walnut Burl Top

+1600

Bow Top, Overhang Sides, Double Pedestal Desk



- Legal width pedestals
- Tray/Box/File drawers on each pedestal
- Center drawer
- Pull-out dictation slide (above each drawer pedestal)
- Central locking system

HE3678OHBO

32" to 38" x 78" x 29"H

4295

BURL

9" front and 4" side overhang
Walnut Burl Top

+1800

HE3684OHBO

32" to 38" x 84" x 29"H

4525

BURL

9" front and 7" side overhang
Walnut Burl Top

+2000

Bow Top, Overhang Sides, Double Pedestal Desk



- 9" front overhang
- Legal width pedestals
- Tray/Box/File drawers on pedestal
- Pull-out dictation slide (above drawer pedestal)
- Central locking system

HE3672SPFTBO

32" to 38" x 72" x 29"H

3450

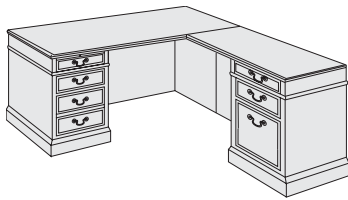
BURL

Walnut Burl Top

+1600

Bow Top, Flush Sides, Single Pedestal Desk

DESKS-SINGLE PEDESTAL



To specify, include:

- Model Number
- Wood Finish
- Hardware Style
- Hardware Finish
- Left or right pedestal sitting from user side

Wood Finishes

- RCL Royal Cherry on Walnut
- LWL Light Walnut on Walnut
- ESP Espresso on Walnut
- MHL Mahogany on Walnut
- SMK Smoke on Walnut

Hardware Style & Finish

- HE-AB Heritage (Antique Brass)
- ST-AB Sterling (Antique Brass)
- ST-SN Sterling (Satin Nickel)
- EN-AB English (Antique Brass)

Available Options

- HE-MDSK Picture Frame Accent Molding for Desks **\$260**
 - CD Center Drawer **300**
 - VELVCD Black Velvet Drawer Insert for Center Drawer **75**
 - VELVTR Black Velvet Drawer Insert for Tray Drawer **60**
 - WG-1 Matte Black Grommet - 1 7/8" diameter I.D. **75**
 - WG-2 Matte Black Grommet - 1 7/8" diameter x 4 1/4" I.D. **95**
 - WG-AB Antique Brass Grommet - 2 1/2" diameter I.D. **115**
 - WG-SN Satin Nickel Grommet - 2 1/2" diameter I.D. **115**
- (see page 10 for location information)
(see page 11-13 for additional accessories)

		Model#	Dimensions	List Price
	<ul style="list-style-type: none"> • Letter width pedestal • Tray Box File drawers on pedestal • Pull-out dictation slide (approach side and above drawer pedestal) • Central locking system • Optional center drawer • Necessary hardware for attachment included 	HE3060SPFT	30" x 60" x 29"H	\$2795
		HE3066SPFT	30" x 66" x 29"H	2875
		DIAD	Diamond Patterned Veneer Top	+695
		REVD	Reverse Diamond Patterned Veneer Top	+695
	<ul style="list-style-type: none"> • 7" front overhang • Letter width pedestal • Tray Box File drawers on pedestal • Pull-out dictation slide (above drawer pedestal) • Central locking system • Optional center drawer • Necessary hardware for attachment included 	BURL	Walnut Burl Top	+1300
		HE3666SPOH	36" x 66" x 29"H	2995
		DIAD	Diamond Patterned Veneer Top	+825
		REVD	Reverse Diamond Patterned Veneer Top	+825
	<ul style="list-style-type: none"> • 7" front and 4" side overhang • Legal width pedestals • Tray Box File drawers on pedestal • Pull-out dictation slide (above drawer pedestal) • Central locking system • Optional center drawer • Necessary hardware for attachment included 	BURL	Walnut Burl Top	+1500
		HE3672SPOH	36" x 72" x 29"H	3125
		LTHR	Leather Inset Top	+1080
		DIAD	Diamond Patterned Veneer Top	+900
	<ul style="list-style-type: none"> • 7" front and 4" side overhang • Legal width pedestals • Tray Box File drawers on pedestal • Pull-out dictation slide (above drawer pedestal) • Central locking system • Optional center drawer • Necessary hardware for attachment included 	REVD	Reverse Diamond Patterned Veneer Top	+900
		BURL	Walnut Burl Top	+1600
		HE4278SPOH	42" x 78" x 29"H	3400
		LTHR	Leather Inset Top	+1375
	<ul style="list-style-type: none"> • 7" front and 4" side overhang • Legal width pedestals • Tray Box File drawers on pedestal • Pull-out dictation slide (above drawer pedestal) • Central locking system • Optional center drawer • Necessary hardware for attachment included 	DIAD	Diamond Patterned Veneer Top	+1150
		REVD	Reverse Diamond Patterned Veneer Top	+1150
		BURL	Walnut Burl Top	+1900
		HE4284SPOH	42" x 84" x 29"H	3550
	<ul style="list-style-type: none"> • 9" front and 7" side overhang • Legal width pedestals • Tray Box File drawers on pedestal • Pull-out dictation slide (above drawer pedestal) • Central locking system • Optional center drawer • Necessary hardware for attachment included 	LTHR	Leather Inset Top	+1475
		DIAD	Diamond Patterned Veneer Top	+1225
		REVD	Reverse Diamond Patterned Veneer Top	+1225
		BURL	Walnut Burl Top	+2100

TABLE DESKS

To specify, include:

- Model Number
- Wood Finish
- Hardware Style
- Hardware Finish

Wood Finishes

- **RCL** Royal Cherry on Walnut
- **LWL** Light Walnut on Walnut
- **ESP** Espresso on Walnut
- **MHL** Mahogany on Walnut
- **SMK** Smoke on Walnut

Hardware Style & Finish

- **HE-AB** Heritage (Antique Brass)
- **ST-AB** Sterling (Antique Brass)
- **ST-SN** Sterling (Satin Nickel)
- **EN-AB** English (Antique Brass)

Available Options

- **VELVCD** Black Velvet Drawer Insert for Center Drawer **75**
- **WG-1** Matte Black Grommet - 1 7/8" diameter I.D. **75**
- **WG-2** Matte Black Grommet - 1 7/8" diameter x 4 1/4" I.D. **95**
- **WG-AB** Antique Brass Grommet - 2 1/2" diameter I.D. **115**
- **WGSN** Satin Nickel Grommet - 2 1/2" diameter I.D. **115**
(see page 10 for location information)
(see page 11-13 for additional accessories)

List Price

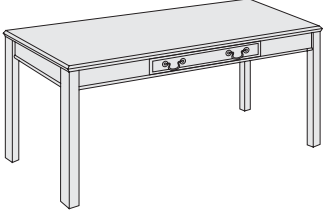
	Model#	Dimensions	List Price
 <ul style="list-style-type: none"> • Center drawer • Front apron 	HE3672TDCH	36" x 72" x 29"H	\$2750
	LTHR	Leather Inset Top	+1080
	DIAD	Diamond Patterned Veneer Top	+900
	REVD	Reverse Diamond Patterned Veneer Top	+900
	BURL	Walnut Burl Top	+1600

Table Desk, Chippendale Leg

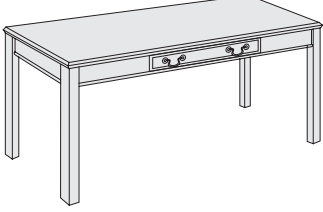
 <ul style="list-style-type: none"> • Center drawer • Front apron 	HE3678TDCH	36" x 78" x 29"H	2875
	DIAD	Diamond Patterned Veneer Top	+975
	REVD	Reverse Diamond Patterned Veneer Top	+975
	BURL	Walnut Burl Top	+1750

Table Desk, Chippendale Leg

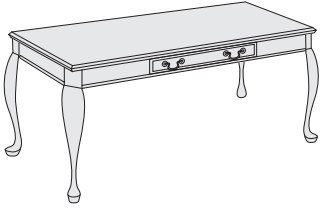
 <ul style="list-style-type: none"> • Center drawer • Front apron 	HE3672TDQA	36" x 72" x 29"H	3000
	LTHR	Leather Inset Top	+1080
	DIAD	Diamond Patterned Veneer Top	+900
	REVD	Reverse Diamond Patterned Veneer Top	+900
	BURL	Walnut Burl Top	+1600

Table Desk, Queen Anne Leg


 <ul style="list-style-type: none"> • Center drawer • Front apron 	HE3678TDQA	36" x 78" x 29"H	3100
	DIAD	Diamond Patterned Veneer Top	+975
	REVD	Reverse Diamond Patterned Veneer Top	+975
	BURL	Walnut Burl Top	+1750

Table Desk, Queen Anne Leg

CONFERRING DESKS

To specify, include:


- Model Number
- Wood Finish
- Hardware Style
- Hardware Finish
- Left or right sitting from user side
- P-Top conference round in or out

Wood Finishes

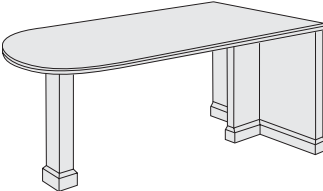
- **RCL** Royal Cherry on Walnut
- **LWL** Light Walnut on Walnut
- **ESP** Espresso on Walnut
- **MHL** Mahogany on Walnut
- **SMK** Smoke on Walnut

Available Options

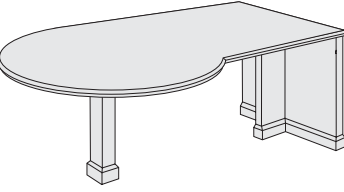
- **HEMOD72** 72" Wood Modesty Panel **\$275**
- **HEMOD84** 84" Wood Modesty Panel **350**
- **CD** Center Drawer **300**
- **VELVCD** Black Velvet Drawer Insert for Center Drawer **75**
- **WG-1** Matte Black Grommet - 1 7/8" diameter I.D. **75**
- **WG-2** Matte Black Grommet - 1 7/8" diameter x 4 1/4" I.D. **95**
- **WG-AB** Antique Brass Grommet - 2 1/2" diameter I.D. **115**
- **WG-SN** Satin Nickel Grommet - 2 1/2" diameter I.D. **115**
(see page 10 for location information)
(see page 11-13 for additional accessories)

		Model#	Dimensions	List Price
	<ul style="list-style-type: none"> • Square wood column leg • Optional wood modesty panel • Optional center drawer • Necessary hardware for attachment included 	HE3072CD-ARC	30" x 72" x 29"H	\$2700
		BURL	Walnut Burl Top	+1320
		HE3672CD-ARC	36" x 72" x 29"H	2900
		BURL	Walnut Burl Top	+1600
		HE3684CD-ARC	36" x 84" x 29"H	3000
		BURL	Walnut Burl Top	+1865

Arc End Conferencing Desk

	<ul style="list-style-type: none"> • Square wood column leg • Optional wood modesty panel • Optional center drawer • Necessary hardware for attachment included 	HE3072CD-BUL	30" x 72" x 29"H	2800
		BURL	Walnut Burl Top	+1320
		HE3672CD-BUL	36" x 72" x 29"H	3000
		BURL	Walnut Burl Top	+1600
		HE3684CD-BUL	36" x 84" x 29"H	3100
		BURL	Walnut Burl Top	+1865

Bullet Conferencing Desk

	<ul style="list-style-type: none"> • Square wood column leg • Optional wood modesty panel • Optional center drawer • Necessary hardware for attachment included 	HE3072CD-PTP	30" x 42" Dia. x 72" x 29"H	3150
		BURL	Walnut Burl Top	+1695
		HE3084CD-PTP	30" x 42" Dia. x 84" x 29"H	3300
		BURL	Walnut Burl Top	+1895
		HE3684CD-PTP	36" x 48" Dia. x 84" x 29"H	3550
		BURL	Walnut Burl Top	+2000

P-Top Conferencing Desk

RUN-OFF DESKS

To specify, include:

- Model Number
- Wood Finish
- Left or right extension from credenza
- P-Top conference round in or out


Wood Finishes

- **RCL** Royal Cherry on Walnut
- **LWL** Light Walnut on Walnut
- **ESP** Espresso on Walnut
- **MHL** Mahogany on Walnut
- **SMK** Smoke on Walnut

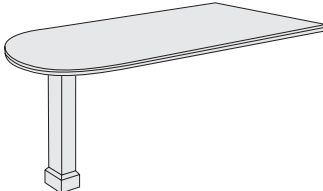
Available Options

- **CD** Center Drawer **300**
 - **VELVCD** Black Velvet Drawer Insert for Center Drawer **75**
 - **WG-1** Matte Black Grommet - 1 7/8" diameter I.D. **75**
 - **WG-2** Matte Black Grommet - 1 7/8" diameter x 4 1/4" I.D. **95**
 - **WG-AB** Antique Brass Grommet - 2 1/2" diameter I.D. **115**
 - **WGSN** Satin Nickel Grommet - 2 1/2" diameter I.D. **115**
- (see page 10 for location information)
(see page 11-13 for additional accessories)

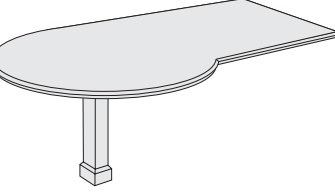
List Price

		Model#	Dimensions	List Price
	<ul style="list-style-type: none"> • Square wood column leg • Optional center drawer • Necessary hardware for attachment included 	HE3060RO-ARC	30" x 60" x 29"H	\$2000
		BURL	Walnut Burl Top	+1125
		HE3066RO-ARC	30" x 66" x 29"H	2200
		BURL	Walnut Burl Top	+1225
		HE3672RO-ARC	36" x 72" x 29"H	2425
		BURL	Walnut Burl Top	+1600

Arc End Run-Off Desk

	<ul style="list-style-type: none"> • Square wood column leg • Optional center drawer • Necessary hardware for attachment included 	HE3060RO-BUL	30" x 60" x 29"H	2100
		BURL	Walnut Burl Top	+1125
		HE3066RO-BUL	30" x 66" x 29"H	2300
		BURL	Walnut Burl Top	+1225
		HE3672RO-BUL	36" x 72" x 29"H	2535
		BURL	Walnut Burl Top	+1600


Bullet Run-Off Desk


	<ul style="list-style-type: none"> • Square wood column leg • Optional center drawer • Necessary hardware for attachment included 	HE3066RO-PTP	30" x 42" Dia. x 66" x 29"H	2850
		BURL	Walnut Burl Top	+1395
		HE3672RO-PTP	36" x 48" Dia. x 72" x 29"H	3145
		BURL	Walnut Burl Top	+1795

P-Top Run-Off Desk

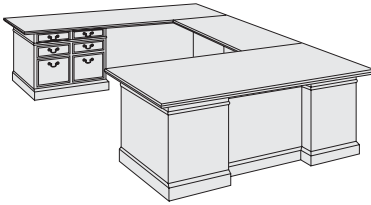
RUN-OFF DESKS-SINGLE PEDESTAL

To specify, include:	Wood Finishes	Available Options	List Price
<ul style="list-style-type: none"> Model Number Wood Finish Hardware Style Hardware Finish Left or right extension from credenza 	<ul style="list-style-type: none"> RCL Royal Cherry on Walnut LWL Light Walnut on Walnut ESP Espresso on Walnut MHL Mahogany on Walnut SMK Smoke on Walnut 	<ul style="list-style-type: none"> HEMSRO Picture Frame Accent Molding for Run-Off Desks CD Center Drawer VELVCD Black Velvet Drawer Insert for Center Drawer VELVTR Black Velvet Drawer Insert for Tray Drawer WG-1 Matte Black Grommet - 1 7/8" diameter I.D. WG-2 Matte Black Grommet - 1 7/8" diameter x 4 1/4" I.D. WG-AB Antique Brass Grommet - 2 1/2" diameter I.D. WG-SN Satin Nickel Grommet - 2 1/2" diameter I.D. 	<ul style="list-style-type: none"> \$130 300 75 60 75 95 115 115
	Hardware Style & Finish <ul style="list-style-type: none"> HE-AB Heritage (Antique Brass) ST-AB Sterling (Antique Brass) ST-SN Sterling (Satin Nickel) EN-AB English (Antique Brass) 	<ul style="list-style-type: none"> (see page 10 for location information) (see page 11-13 for additional accessories) 	

	Model#	Dimensions	List Price
 <ul style="list-style-type: none"> Letter width pedestal Tray/Box/File drawers on pedestal Pull-out dictation slide (approach side and above drawer pedestal) Central locking system Optional center drawer Necessary hardware for attachment included 	HE3060ROSP-FT	30" x 60" x 29"H	\$2000
	BURL	Walnut Burl Top	+1300
	HE3066ROSP-FT	30" x 66" x 29"H	2300
	BURL	Walnut Burl Top	+1300
Flush Top, Single Pedestal Run-Off Desk			

 <ul style="list-style-type: none"> 7" front overhang Letter width pedestal Tray/Box/File drawers on pedestal Pull-out dictation slide (above drawer pedestal) Central locking system Optional center drawer Necessary hardware for attachment included 	HE3672ROSP-OH	36" x 72" x 29"H	2600	
	BURL	Walnut Burl Top	+1600	
	Overhang Top, Single Pedestal Run-Off Desk			

BRIDGE UNITS



To specify, include:

- Model Number
- Wood Finish
- Left or right sitting from user side

Wood Finishes

- **RCL** Royal Cherry on Walnut
- **LWL** Light Walnut on Walnut
- **ESP** Espresso on Walnut
- **MHL** Mahogany on Walnut
- **SMK** Smoke on Walnut

For non-standard length bridges, refer to the next larger size, then add \$175 to the list price.

Available Options

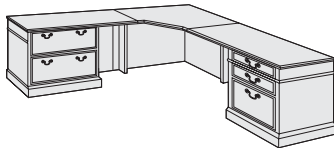
- **HEMBRG** Picture Frame Accent Molding (full modesty only) **\$120**
 - **AKMP2** Articulating Keyboard Tray w/ Mousepad **450**
 - **PK2** Pull-Out Keyboard Tray w/ Mousepad **375**
 - **WAP** Wire Access Panel (full modesty only) **195**
 - **WG-1** Matte Black Grommet - 1 7/8" diameter I.D. **75**
 - **WG-2** Matte Black Grommet - 1 7/8" diameter x 4 1/4" I.D. **95**
 - **WG-AB** Antique Brass Grommet - 2 1/2" diameter I.D. **115**
 - **WG-SN** Satin Nickel Grommet - 2 1/2" diameter I.D. **115**
- (see page 10 for location information)
(see page 11-13 for additional accessories)

	Model#	Dimensions	List Price	Walnut Burl Top
<ul style="list-style-type: none"> • For U-shaped configurations to join free-standing single pedestal desks, credenzas, or corner units • Cannot attach at drawer pedestal or hinged door locations • Necessary hardware for attachment included 	HEB2036	21" x 36" x 29"H	\$950	+\$450
	HEB2042	21" x 42" x 29"H	1020	+525
	HEB2048	21" x 48" x 29"H	1125	+595
	HEB2054	21" x 54" x 29"H	1230	+665
	HEB2442	24" x 42" x 29"H	1125	+625
	HEB2448	24" x 48" x 29"H	1230	+725
	HEB2454	24" x 54" x 29"H	1350	+825
	Bridge Unit, Full Modesty			

<ul style="list-style-type: none"> • 32" wide hinged opening to allows access to electrical & communication connections • For U-shaped configurations to join free-standing single pedestal desks, credenzas, or corner units • Cannot attach at drawer pedestal or hinged door locations • Necessary hardware for attachment included 	HEB2036-HM	21" x 36" x 29"H	1150	+450
	HEB2042-HM	21" x 42" x 29"H	1220	+525
	HEB2048-HM	21" x 48" x 29"H	1325	+595
	HEB2054-HM	21" x 54" x 29"H	1430	+665
	HEB2442-HM	24" x 42" x 29"H	1325	+625
	HEB2448-HM	24" x 48" x 29"H	1430	+725
	HEB2454-HM	24" x 54" x 29"H	1550	+825
	Bridge Unit, Hinged Modesty			

<ul style="list-style-type: none"> • 8" modesty allows access to electrical & communication connections • For U-shaped configurations to join free-standing single pedestal desks, credenzas, or corner units • Cannot attach at drawer pedestal or hinged door locations • Necessary hardware for attachment included 	HEB2036-A	21" x 36" x 29"H	880	+450
	HEB2042-A	21" x 42" x 29"H	950	+525
	HEB2048-A	21" x 48" x 29"H	1055	+595
	HEB2054-A	21" x 54" x 29"H	1135	+665
	HEB2442-A	24" x 42" x 29"H	1100	+625
	HEB2448-A	24" x 48" x 29"H	1135	+725
	HEB2454-A	24" x 54" x 29"H	1255	+825
	Bridge Unit, 8" Modesty			

CORNER UNITS



To specify, include:

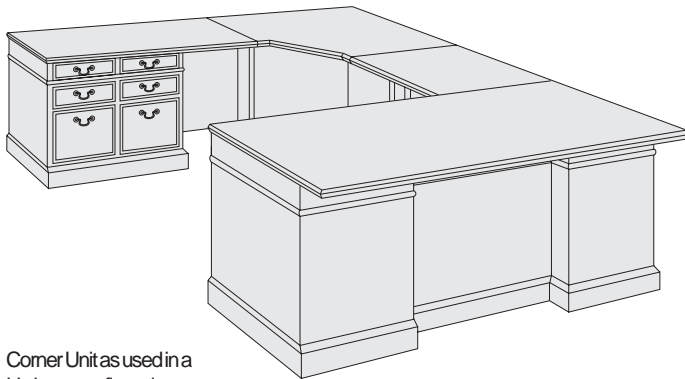
- Model Number
- Wood Finish

Wood Finishes

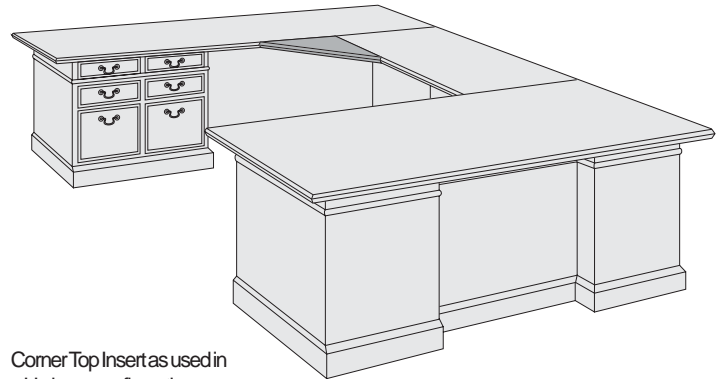
- **RCL** Royal Cherry on Walnut
- **LWL** Light Walnut on Walnut
- **ESP** Espresso on Walnut
- **MHL** Mahogany on Walnut
- **SMK** Smoke on Walnut

Available Options

- **HEM-CRN** Picture Frame Accent Molding for Corner Unit **\$160**
 - **AK-MP2** Articulating Keyboard Tray w/ Mousepad **450**
 - **PK2** Pull-Out Keyboard Tray w/ Mousepad **375**
 - **WAP** Wire Access Panel **195**
 - **HM** Hinged Modesty **125**
 - **WG-1** Matte Black Grommet - 1 7/8" diameter I.D. **75**
 - **WG-2** Matte Black Grommet - 1 7/8" diameter x 4 1/4" I.D. **95**
 - **WG-AB** Antique Brass Grommet - 2 1/2" diameter I.D. **115**
 - **WGSN** Satin Nickel Grommet - 2 1/2" diameter I.D. **115**
- (see page 10 for location information)
(see page 11-13 for additional accessories)



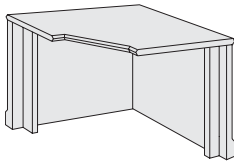
Corner Unit as used in a U-shape configuration.



Corner Top Insert as used in a U-shape configuration.

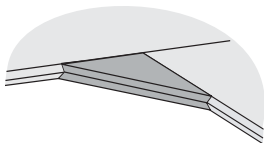
	Model#	Dimensions	List Price
<ul style="list-style-type: none"> • Accommodates bridge or return units only 	HE3636CU	36" x 36" x 29"H 22 1/2" W working edge To accommodate 21" bridge or return	\$1450
	HE4242CU	42" x 42" x 29"H 25 1/2" W working edge To accommodate 24" bridge or return	1675
	BURL	Walnut Burl Top	+1100

NOTE: Corner Unit dimensions are given as overall and include 1" of overhang top on the outside edge. The case dimension is 1" less, or 35" (HE3636CU) and 41" (HE4242CU). When specifying Heritage, please submit a drawing to help ensure proper component position.



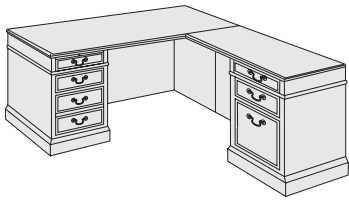
Corner Unit

<ul style="list-style-type: none"> • Fills in square corner 	HE-CT17	17" x 17" x 21" (user side)	225
	BURL	Walnut Burl Top	+55



Corner Top Insert

PRECONFIGURED RETURNS




- To specify, include:
- Model Number
 - Wood Finish
 - Hardware Style
 - Hardware Finish
 - Left or right from user side

- Wood Finishes
- **RCL** Royal Cherry on Walnut
 - **LWL** Light Walnut on Walnut
 - **ESP** Espresso on Walnut
 - **MHL** Mahogany on Walnut
 - **SMK** Smoke on Walnut

- Hardware Style & Finish
- **HE-AB** Heritage (Antique Brass)
 - **ST-AB** Sterling (Antique Brass)
 - **ST-SN** Sterling (Satin Nickel)
 - **EN-AB** English (Antique Brass)


- | Available Options | List Price |
|---|------------|
| • HEM-RET Picture Frame Accent Molding for Return | \$160 |
| • VELV-TR Black Velvet Drawer Insert for Tray Drawer | 60 |
| • AK-MP2 Articulating Keyboard Tray w/ Mousepad | 450 |
| • PK2 Pull-Out Keyboard Tray w/ Mousepad | 375 |
| • WAP Wire Access Panel | 195 |
| • HM Hinged Modesty | 125 |
| • LK Lock (per pedestal) | 70 |
| • WG-1 Matte Black Grommet - 1 7/8" diameter I.D. | 75 |
| • WG-2 Matte Black Grommet - 1 7/8" diameter x 4 1/4" I.D. | 95 |
| • WG-AB Antique Brass Grommet - 2 1/2" diameter I.D. | 115 |
| • WGSN Satin Nickel Grommet - 2 1/2" diameter I.D. | 115 |
- (see page 10 for location information)
(see page 11-13 for additional accessories)



- Legal width pedestal
- Tray|Box|File drawers on pedestal
- 24"D returns not recommended for use with 60" single pedestal desks
- Necessary hardware for attachment included

Model#	Dimensions	List Price	Walnut Burl Top
HE2042ERB	21" x 42" x 29"H	\$2225	+\$525
HE2048ERB	21" x 48" x 29"H	2325	+595
HE2060ERB	21" x 60" x 29"H	2525	+750
HE2072ERB	21" x 72" x 29"H	2725	+895
HE2442ERB	24" x 42" x 29"H	2325	+625
HE2448ERB	24" x 48" x 29"H	2425	+725
HE2460ERB	24" x 60" x 29"H	2625	+885
HE2472ERB	24" x 72" x 29"H	2825	+1075


Single Pedestal Return



- Legal width pedestal
- File|File drawers on pedestal
- 24"D returns not recommended for use with 60" single pedestal desks
- Necessary hardware for attachment included

HE2042ERF	21" x 42" x 29"H	2225	+525
HE2048ERF	21" x 48" x 29"H	2325	+595
HE2060ERF	21" x 60" x 29"H	2535	+750
HE2072ERF	21" x 72" x 29"H	2735	+895
HE2442ERF	24" x 42" x 29"H	2325	+625
HE2448ERF	24" x 48" x 29"H	2425	+725
HE2460ERF	24" x 60" x 29"H	2625	+895
HE2472ERF	24" x 72" x 29"H	2825	+1075


Single Pedestal Return



- Legal width pedestal
- Tray|Box|File drawers on both pedestals
- 24"D returns not recommended for use with 60" single pedestal desks
- Necessary hardware for attachment included

HE2048ERBB	21" x 48" x 29"H	2725	+595
HE2060ERBB	21" x 60" x 29"H	2925	+750
HE2072ERBB	21" x 72" x 29"H	3150	+895
HE2448ERBB	24" x 48" x 29"H	2825	+725
HE2460ERBB	24" x 60" x 29"H	3025	+895
HE2472ERBB	24" x 72" x 29"H	3225	+1075

Two Pedestal Return



- Lateral file pedestal accommodates letter or legal width filing
- Anti-tilt safety device
- Locks included
- 24"D returns not recommended for use with 60" single pedestal desks
- Necessary hardware for attachment included

HE2048ERL	21" x 48" x 29"H	2625	+595
HE2060ERL	21" x 60" x 29"H	2825	+750
HE2072ERL	21" x 72" x 29"H	3025	+895
HE2448ERL	24" x 48" x 29"H	2725	+725
HE2460ERL	24" x 60" x 29"H	2825	+895
HE2472ERL	24" x 72" x 29"H	3125	+1075

Lateral File Return

MODULAR RETURNS | COMPONENTS

Return Units may be configured using available worksurfaces, modesties, and components. It is not necessary to order an end panel with a component, as they are self-supporting. Flush tops are standard on all Modular Returns. For overhang tops, please specify.

End Trim Molding should be specified for any Return Unit that is not adjacent to another unit. Return Units must be specified as a left or right return (as you are sitting at the desk). **All Modular Returns will be configured with a flat side unless End Trim Molding is specified. End Trim Molding will add 1" to the overall length of the Modular Return.**

To specify, include:

- Model Number
- Wood Finish
- Hardware Style
- Hardware Finish
- Left or right sitting
- List components left to right
- End Trim Molding

Wood Finishes

- **RCL** Royal Cherry on Walnut
- **LWL** Light Walnut on Walnut
- **ESP** Espresso on Walnut
- **MHL** Mahogany on Walnut
- **SMK** Smoke on Walnut

Hardware Style & Finish

- **HE-AB** Heritage (Antique Brass)
- **ST-AB** Sterling (Antique Brass)
- **ST-SN** Sterling (Satin Nickel)
- **EN-AB** English (Antique Brass)

Available Options

Option	Description	List Price
• HEM-RET	Picture Frame Accent Molding for Return	\$160
• VELV-TR	Black Velvet Drawer Insert for Tray Drawer	60
• AK-MP2	Articulating Keyboard Tray w/ Mousepad	450
• PK2	Pull-Out Keyboard Tray w/ Mousepad	375
• WAP	Wire Access Panel	195
• HM	Hinged Modesty	125
• HD-PTR18	Pull-Out Shelf (for 18" Hinged Door Component)	195
• HD-PTR28	Pull-Out Shelf (for 28" Hinged Door Component)	225
• HD-PTR35	Pull-Out Shelf (for 35" Hinged Door Component)	250
• LK	Lock (per pedestal)	70
• WG-1	Matte Black Grommet - 1 7/8" diameter I.D.	75
• WG-2	Matte Black Grommet - 1 7/8" diameter x 4 1/4" I.D.	95
• WG-AB	Antique Brass Grommet - 2 1/2" diameter I.D.	115
• WG-SN	Satin Nickel Grommet - 2 1/2" diameter I.D.	115

(see page 10 for location information)
(see page 11-13 for additional accessories)

WORKSURFACE & MODESTY ASSEMBLY:

Model#	Dimensions	List Price	Walnut Burl Top	Model#	Dimensions	List Price	Walnut Burl Top
21" Depth:				24" Depth:			
HE2135RA	21" x 35" x 29"H	\$1625	+\$450	HE2435RA	24" x 35" x 29"H	\$1725	+\$550
HE2141RA	21" x 41" x 29"H	1725	+625	HE2441RA	24" x 41" x 29"H	1825	+625
HE2147RA	21" x 47" x 29"H	1825	+695	HE2447RA	24" x 47" x 29"H	1925	+725
HE2153RA	21" x 53" x 29"H	1925	+675	HE2453RA	24" x 53" x 29"H	2025	+795
HE2159RA	21" x 59" x 29"H	2025	+750	HE2459RA	24" x 59" x 29"H	2125	+895
HE2171RA	21" x 71" x 29"H	2225	+895	HE2471RA	24" x 71" x 29"H	2325	+1075
HE2183RA	21" x 83" x 29"H	2425	+1050	HE2483RA	24" x 83" x 29"H	2525	+1250

18 1/2" W COMPONENTS:

***NOTE: An End Panel (HESEP) must be specified where an open kneespace is positioned at either end. In addition, a Support Panel (HESU) must be used when there is an open kneespace span of 60" or more.**



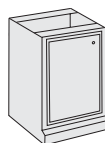
HE18BBF
Tray|Box|File Drawer

\$500



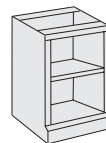
HE18FF
File|File Drawer

\$500



HE18HD
Single Hinged Door
One Adjustable Shelf
(specify hinge right or hinge left)

\$410



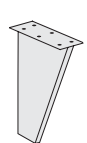
HE18BC
Open Bookcase
One Adjustable Shelf

\$350



HESEP*
End Panel


\$265



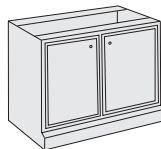
HESU*
Support Panel

\$215

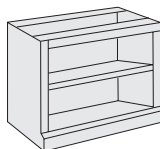
28" | 35" W COMPONENTS:



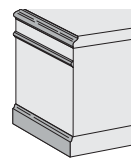
HE28LF \$750
HE35LF \$800
Lateral File
Locks Included



HE28HD \$450
HE35HD \$495
Double Hinged Door
One Adjustable Shelf



HE28BC \$385
HE35BC \$415
Open Bookcase
One Adjustable Shelf



HE1M
End Trim Molding
No Charge

MISCELLANEOUS:

PRECONFIGURED | STANDALONE CREDENZAS

To specify, include:

- Model Number
- Wood Finish
- Hardware Style
- Hardware Finish

Wood Finishes

- **RCL** Royal Cherry on Walnut
- **LWL** Light Walnut on Walnut
- **ESP** Espresso on Walnut
- **MHL** Mahogany on Walnut
- **SMK** Smoke on Walnut

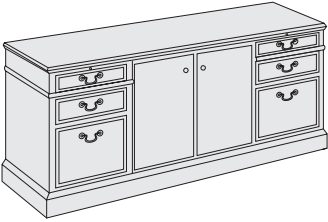
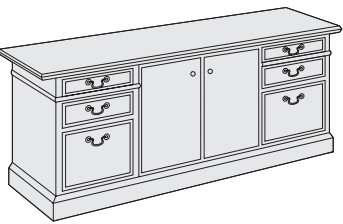
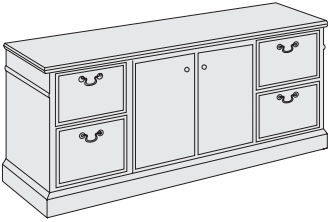
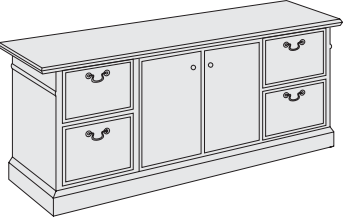
Hardware Style & Finish

- **HE-AB** Heritage (Antique Brass)
- **ST-AB** Sterling (Antique Brass)
- **ST-SN** Sterling (Satin Nickel)
- **EN-AB** English (Antique Brass)

Available Options

- **HEM-CRE** Picture Frame Accent Molding for Credenzas **\$140**
- **HEM-CHD** Picture Frame Accent Molding for Hinged Doors (per pair) **130**
- **VELV-TR** Black Velvet Drawer Insert for Tray Drawer **60**
- **WG-1** Matte Black Grommet - 1 7/8" diameter I.D. **75**
- **WG-2** Matte Black Grommet - 1 7/8" diameter x 4 1/4" I.D. **95**
- **WG-AB** Antique Brass Grommet - 2 1/2" diameter I.D. **115**
- **WG-SN** Satin Nickel Grommet - 2 1/2" diameter I.D. **115**
(see page 10 for location information)
(see page 11-13 for additional accessories)


List Price

		Model#	Dimensions	List Price	Walnut Burl Top
	<ul style="list-style-type: none"> • Legal width pedestal • Tray Box File drawers on both ends • Center hinged door storage • Central locking system 	HEFT2072BHDB	20" x 72" x 29"H	\$3425	+\$895
		<p>Flush Top, Stand Alone Storage Credenza</p>			
	<ul style="list-style-type: none"> • 4" side overhang • Legal width pedestal • Tray Box File drawers on both ends • Center hinged door storage • Central locking system 	HEOH2078BHDB	20" x 78" x 29"H	3530	+975
		HEOH2084BHDB	20" x 84" x 29"H	3630	+1050
<p>Overhang Top, Stand Alone Storage Credenza</p>					
	<ul style="list-style-type: none"> • Legal width pedestal • File File drawers on both ends • Center hinged door storage • Central locking system 	HEFT2072FHDF	20" x 72" x 29"H	3425	+895
		<p>Flush Top, Stand Alone Storage Credenza</p>			
	<ul style="list-style-type: none"> • 4" side overhang • Legal width pedestal • File File drawers on both ends • Center hinged door storage • Central locking system 	HEOH2078FHDF	20" x 78" x 29"H	3530	+975
		HEOH2084FHDF	20" x 84" x 29"H	3630	+1050
<p>Overhang Top, Stand Alone Storage Credenza</p>					


PRECONFIGURED | STANDALONE CREDENZAS

To specify, include: <ul style="list-style-type: none"> • Model Number • Wood Finish • Hardware Style • Hardware Finish 	Wood Finishes <ul style="list-style-type: none"> • RCL Royal Cherry on Walnut • LWL Light Walnut on Walnut • ESP Espresso on Walnut • MHL Mahogany on Walnut • SMK Smoke on Walnut 	Available Options <ul style="list-style-type: none"> • HEM-CRE Picture Frame Accent Molding for Credenzas \$140 • CD Center Drawer 300 • VELV-CD Black Velvet Drawer Insert for Center Drawer 75 • VELV-TR Black Velvet Drawer Insert for Tray Drawer 60 • AK-MP2 Articulating Keyboard Tray w/ Mousepad 450 • PK2 Pull-Out Keyboard Tray w/ Mousepad 375 • WAP Wire Access Panel 195 • HM Hinged Modesty 125 • WG-1 Matte Black Grommet - 1 7/8" diameter I.D. 75 • WG-2 Matte Black Grommet - 1 7/8" diameter x 4 1/4" I.D. 95 • WG-AB Antique Brass Grommet - 2 1/2" diameter I.D. 115 • WGSN Satin Nickel Grommet - 2 1/2" diameter I.D. 115 	List Price
	Hardware Style & Finish <ul style="list-style-type: none"> • HE-AB Heritage (Antique Brass) • ST-AB Sterling (Antique Brass) • ST-SN Sterling (Satin Nickel) • EN-AB English (Antique Brass) 	(see page 10 for location information) (see page 11-13 for additional accessories)	

	Model#	Dimensions	List Price	Walnut Burr Top
 <ul style="list-style-type: none"> • Legal width pedestal • Tray Box File drawers on both ends • Center kneespace • Optional center drawer • Central locking system 	HEFT2066BKSB	20" x 66" x 29"H	\$2995	+\$825
	HEFT2072BKSB	20" x 72" x 29"H	3095	+895
	HEFT2078BKSB	20" x 78" x 29"H	3195	+975
	HEFT2084BKSB	20" x 84" x 29"H	3295	+1050
Flush Top, Stand Alone Kneespace Credenza				

 <ul style="list-style-type: none"> • 4" side overhang • Legal width pedestal • Tray Box File drawers on both ends • Center kneespace • Optional center drawer • Central locking system 	HEOH2072BKSB	20" x 72" x 29"H	3170	+895
	HEOH2078BKSB	20" x 78" x 29"H	3270	+975
	HEOH2084BKSB	20" x 84" x 29"H	3370	+1050
	Overhang Top, Stand Alone Kneespace Credenza			

 <ul style="list-style-type: none"> • Legal width pedestal • File File drawers on both ends • Center kneespace • Optional center drawer • Central locking system 	HEFT2066FKSF	20" x 66" x 29"H	2995	+825
	HEFT2072FKSF	20" x 72" x 29"H	3095	+895
	HEFT2078FKSF	20" x 78" x 29"H	3195	+975
	HEFT2084FKSF	20" x 84" x 29"H	3295	+1050
Flush Top, Stand Alone Kneespace Credenza				

 <ul style="list-style-type: none"> • 4" side overhang • Legal width pedestal • File File drawers on both ends • Center kneespace • Optional center drawer • Central locking system 	HEOH2072FKSF	20" x 72" x 29"H	3170	+895
	HEOH2078FKSF	20" x 78" x 29"H	3270	+975
	HEOH2084FKSF	20" x 84" x 29"H	3370	+1050
	Overhang Top, Stand Alone Kneespace Credenza			

PRECONFIGURED | STANDALONE CREDENZAS

To specify, include:

- Model Number
- Wood Finish
- Hardware Style
- Hardware Finish
- Left or right facing

Wood Finishes

- **RCL** Royal Cherry on Walnut
- **LWL** Light Walnut on Walnut
- **ESP** Espresso on Walnut
- **MHL** Mahogany on Walnut
- **SMK** Smoke on Walnut

Hardware Style & Finish

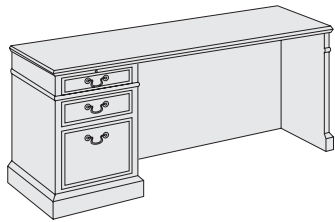
- **HE-AB** Heritage (Antique Brass)
- **ST-AB** Sterling (Antique Brass)
- **ST-SN** Sterling (Satin Nickel)
- **EN-AB** English (Antique Brass)

Available Options

- **HEM-CRE** Picture Frame Accent Molding for Credenzas **\$140**
 - **CD** Center Drawer **300**
 - **VELV-CD** Black Velvet Drawer Insert for Center Drawer **75**
 - **VELV-TR** Black Velvet Drawer Insert for Tray Drawer **60**
 - **AK-MP2** Articulating Keyboard Tray w/ Mousepad **450**
 - **PK2** Pull-Out Keyboard Tray w/ Mousepad **375**
 - **WAP** Wire Access Panel **195**
 - **HM** Hinged Modesty **125**
 - **WG-1** Matte Black Grommet - 1 7/8" diameter I.D. **75**
 - **WG-2** Matte Black Grommet - 1 7/8" diameter x 4 1/4" I.D. **95**
 - **WG-AB** Antique Brass Grommet - 2 1/2" diameter I.D. **115**
 - **WG-SN** Satin Nickel Grommet - 2 1/2" diameter I.D. **115**
- (see page 10 for location information)
(see page 11-13 for additional accessories)

List Price

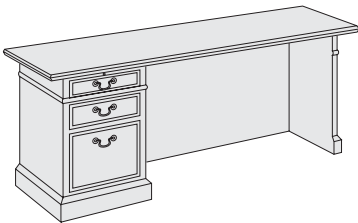
	Model#	Dimensions	List Price	Walnut Burl Top
--	--------	------------	------------	-----------------



- Legal width pedestal
- Tray/Box/File drawers with kneespace
- Optional center drawer
- Central locking system
- Necessary hardware for attachment included

HEFT2066BKS	20" x 66" x 29"H	\$2680	+\$825
HEFT2072BKS	20" x 72" x 29"H	2780	+895
HEFT2078BKS	20" x 78" x 29"H	2880	+975
HEFT2084BKS	20" x 84" x 29"H	2980	+1050

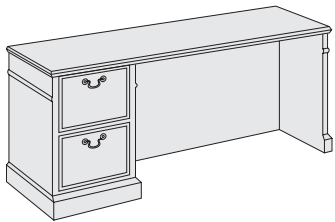
Flush Top, Stand Alone Single Pedestal Credenza



- 4" side overhang
- Legal width pedestal
- Tray/Box/File drawers with kneespace
- Optional center drawer
- Central locking system
- Necessary hardware for attachment included

HEOH2066BKS	20" x 66" x 29"H	2575	+825
HEOH2072BKS	20" x 72" x 29"H	2675	+895
HEOH2078BKS	20" x 78" x 29"H	2775	+975
HEOH2084BKS	20" x 84" x 29"H	2875	+1050

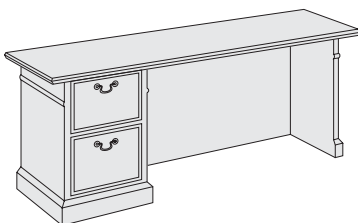
Overhang Top, Stand Alone Single Pedestal Credenza



- Legal width pedestal
- File/File drawers with kneespace
- Optional center drawer
- Central locking system
- Necessary hardware for attachment included

HEFT2066FKS	20" x 66" x 29"H	2680	+825
HEFT2072FKS	20" x 72" x 29"H	2780	+895
HEFT2078FKS	20" x 78" x 29"H	2880	+975
HEFT2084FKS	20" x 84" x 29"H	2980	+1050

Flush Top, Stand Alone Single Pedestal Credenza



- 4" side overhang
- Legal width pedestal
- File/File drawers with kneespace
- Optional center drawer
- Central locking system
- Necessary hardware for attachment included

HEOH2066FKS	20" x 66" x 29"H	2575	+825
HEOH2072FKS	20" x 72" x 29"H	2675	+895
HEOH2078FKS	20" x 78" x 29"H	2775	+975
HEOH2084FKS	20" x 84" x 29"H	2875	+1050

Overhang Top, Stand Alone Single Pedestal Credenza

PRECONFIGURED | STANDALONE CREDENZAS

To specify, include:

- Model Number
- Wood Finish
- Hardware Style
- Hardware Finish
- Left or right facing

Wood Finishes

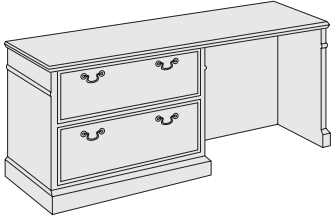
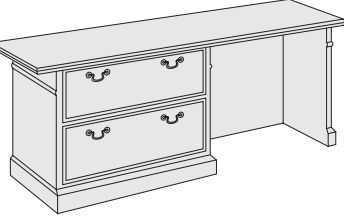


- **RCL** Royal Cherry on Walnut
- **LWL** Light Walnut on Walnut
- **ESP** Espresso on Walnut
- **MHL** Mahogany on Walnut
- **SMK** Smoke on Walnut

Hardware Style & Finish

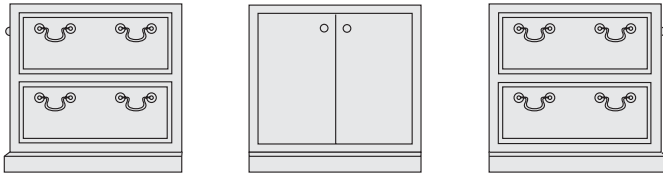
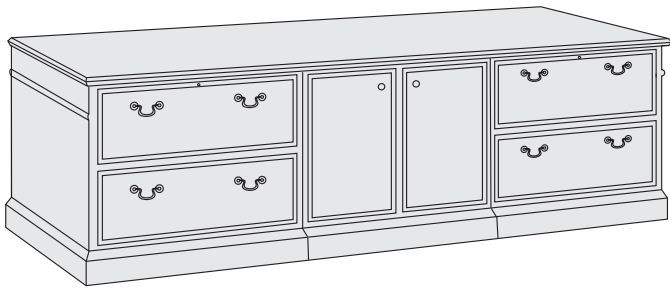
- **HE-AB** Heritage (Antique Brass)
- **ST-AB** Sterling (Antique Brass)
- **ST-SN** Sterling (Satin Nickel)
- **EN-AB** English (Antique Brass)

Available Options

- **HEM-CRE** Picture Frame Accent Molding for Credenzas **\$140**
 - **WAP** Wire Access Panel **195**
 - **HM** Hinged Modesty **125**
 - **WG-1** Matte Black Grommet - 1 7/8" diameter I.D. **75**
 - **WG-2** Matte Black Grommet - 1 7/8" diameter x 4 1/4" I.D. **95**
 - **WG-AB** Antique Brass Grommet - 2 1/2" diameter I.D. **115**
 - **WGSN** Satin Nickel Grommet - 2 1/2" diameter I.D. **115**
- (see page 10 for location information)
(see page 11-13 for additional accessories)

		Model#	Dimensions	List Price	Walnut Burl Top
	<ul style="list-style-type: none"> • Lateral file pedestal accommodates letter or legal width filing • Anti-tilt safety device • Central locking system • Necessary hardware for attachment included 	HEFT2066LKS	20" x 66" x 29"H	\$2850	+\$825
		HEFT2072LKS	20" x 72" x 29"H	2950	+895
		HEFT2078LKS	20" x 78" x 29"H	3050	+975
		HEFT2084LKS	20" x 84" x 29"H	3150	+1050
	<ul style="list-style-type: none"> • 4" side overhang • Lateral file pedestal accommodates letter or legal width filing • Anti-tilt safety device • Central locking system • Necessary hardware for attachment included 	HEOH2072LKS	20" x 72" x 29"H	3025	+895
		HEOH2078LKS	20" x 78" x 29"H	3125	+975
		HEOH2084LKS	20" x 84" x 29"H	3225	+1050
	<ul style="list-style-type: none"> • Lateral file pedestals accommodate letter or legal width filing • Anti-tilt safety device • Central locking system 	HEFT2072LL	20" x 72" x 29"H	3475	+895
	<ul style="list-style-type: none"> • 4" side overhang • Lateral file pedestals accommodate letter or legal width filing • Anti-tilt safety device • Central locking system 	HEOH2078LL	20" x 78" x 29"H	3585	+975
		HEOH2084LL	20" x 84" x 29"H	3685	+1050

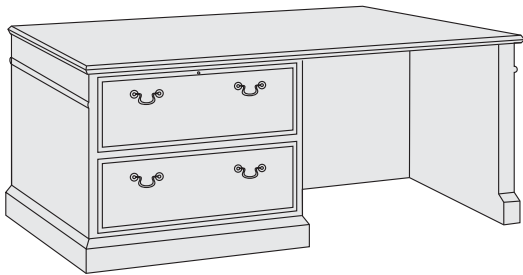
MODULAR CREDENZAS



Credenzas may be specified to meet every requirement. Worksurfaces, modesty panels, drawer pedestals, filing pedestals, and storage components are available to configure into unlimited combinations. To specify:

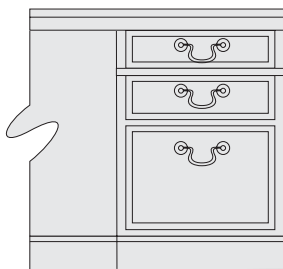
- **Select a worksurface.** One piece tops are available up to 118". When a longer top is required, two or more tops can be ganged together. Flat edges will allow the tops to form a tight joint.
- **Select all components,** listing them left to right as you face the Credenza.
- **Specify knee space** where required. If knee space is at either end of Modular Credenza, an End Panel is required.

Modular Credenza worksurfaces have flat (no edge detail) on each end. Specify End Trim Molding where required.




When incorporating a Credenza for a U-Shape configuration, a knee space must be specified where the Bridge Unit attaches to the Credenza. In addition, an End Panel must be specified for the end of the Credenza if no component is present.

NOTE: A drawing must be submitted with all orders for Modular Credenzas. Taylor Desk is not responsible for correct positioning of components unless a configuration drawing is submitted.



Flat Side



With End Trim Molding

End Trim Molding

End Trim Molding should be specified for Modular Credenzas unless units are to be positioned next to other Credenza or Storage Units. Otherwise, Modular Credenzas will have flat sides to allow a tight joint between units.

MODULAR CRENZAS | COMPONENTS

All Modular Credenzas will be configured with flat sides unless End Trim Molding is specified. End Trim Molding will add 1" to the overall length for each end specified. Flush tops are standard on all Modular Credenzas. For overhang tops, please specify.

For non-standard length worksurfaces, go to the next larger size and add \$250 to the list price.

To specify, include:

- Model Number
- Wood Finish
- Hardware Style
- Hardware Finish
- Left or right sitting
- List components left to right
- End Trim Molding
- Configuration drawing

Wood Finishes

- **RCL** Royal Cherry on Walnut
- **LWL** Light Walnut on Walnut
- **ESP** Espresso on Walnut
- **MHL** Mahogany on Walnut
- **SMK** Smoke on Walnut

Hardware Style & Finish

- **HE-AB** Heritage (Antique Brass)
- **ST-AB** Sterling (Antique Brass)
- **ST-SN** Sterling (Satin Nickel)
- **EN-AB** English (Antique Brass)

Available Options

- **HEM-CRE** Picture Frame Accent Molding for Credenzas **\$140**
 - **HEM-CHD** Picture Frame Accent Molding for Hinged Doors (per pair) **130**
 - **CD** Center Drawer **300**
 - **VELV-CD** Black Velvet Drawer Insert for Center Drawer **75**
 - **VELV-TR** Black Velvet Drawer Insert for Tray Drawer **60**
 - **AK-MP2** Articulating Keyboard Tray w/ Mousepad **450**
 - **PK2** Pull-Out Keyboard Tray w/ Mousepad **375**
 - **WAP** Wire Access Panel **195**
 - **HM** Hinged Modesty **125**
 - **HD-PTR18** Pull-Out Shelf (for 18" Hinged Door Component) **195**
 - **HD-PTR28** Pull-Out Shelf (for 28" Hinged Door Component) **225**
 - **HD-PTR35** Pull-Out Shelf (for 35" Hinged Door Component) **250**
 - **LK** Lock (per pedestal) **70**
 - **WG-1** Matte Black Grommet - 1 7/8" diameter I.D. **75**
 - **WG-2** Matte Black Grommet - 1 7/8" diameter x 4 1/4" I.D. **95**
 - **WG-AB** Antique Brass Grommet - 2 1/2" diameter I.D. **115**
 - **WGSN** Satin Nickel Grommet - 2 1/2" diameter I.D. **115**
- (see page 10 for location information)
(see page 11-13 for additional accessories)

WORKSURFACE & MODESTY ASSEMBLY:

Model#	Dimensions	List Price	Walnut Burl Top	Model#	Dimensions	List Price	Walnut Burl Top
20" Depth:				24" Depth:			
HE2028CA	20" x 28" x 29"H	\$1650	+\$375	HE2428CA	24" x 28" x 29"H	\$1750	+\$475
HE2035CA	20" x 35" x 29"H	1775	+450	HE2435CA	24" x 35" x 29"H	1875	+550
HE2040CA	20" x 40" x 29"H	1875	+525	HE2440CA	24" x 40" x 29"H	1975	+625
HE2046CA	20" x 46" x 29"H	1975	+595	HE2446CA	24" x 46" x 29"H	2075	+725
HE2052CA	20" x 52" x 29"H	2075	+675	HE2452CA	24" x 52" x 29"H	2175	+795
HE2058CA	20" x 58" x 29"H	2175	+750	HE2458CA	24" x 58" x 29"H	2275	+895
HE2064CA	20" x 64" x 29"H	2275	+825	HE2464CA	24" x 64" x 29"H	2375	+995
HE2070CA	20" x 70" x 29"H	2375	+895	HE2470CA	24" x 70" x 29"H	2475	+1075
HE2076CA	20" x 76" x 29"H	2475	+975	HE2476CA	24" x 76" x 29"H	2575	+1150
HE2082CA	20" x 82" x 29"H	2575	+1050	HE2482CA	24" x 82" x 29"H	2675	+1250
HE2094CA	20" x 94" x 29"H	2775	+1195	HE2494CA	24" x 94" x 29"H	2875	+1400
HE20100CA	20" x 100" x 29"H	2875	+1275	HE24100CA	24" x 100" x 29"H	2975	+1525
HE20105CA	20" x 105" x 29"H	2975	+1350	HE24105CA	24" x 105" x 29"H	3075	+1550
HE20118CA	20" x 118" x 29"H	3125	+1450	HE24118CA	24" x 118" x 29"H	3225	+1650

18 1/2" W COMPONENTS:

*NOTE: An End Panel (HESEP) must be specified where an open kneespace is positioned at either end. In addition, a Support Panel (HESU) must be used when there is an open kneespace span of 60" or more.



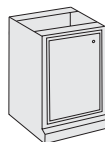
HE18BBF
Tray|Box|File Drawer

\$500



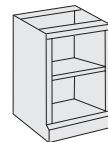
HE18FF
File|File Drawer

\$500



HE18HD
Single Hinged Door
One Adjustable Shelf
(specify hinge right or hinge left)

\$410



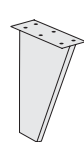
HE18BC
Open Bookcase
One Adjustable Shelf

\$350



HESEP*
End Panel


\$265



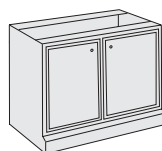
HESU*
Support Panel

\$215

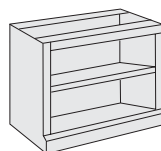
28" | 35" W COMPONENTS:



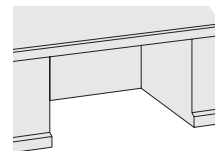
HE28LF \$750
HE35LF \$800
Lateral File
Locks Included



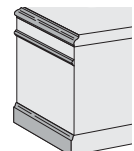
HE28HD \$450
HE35HD \$495
Double Hinged Door
One Adjustable Shelf



HE28BC \$385
HE35BC \$415
Open Bookcase
One Adjustable Shelf



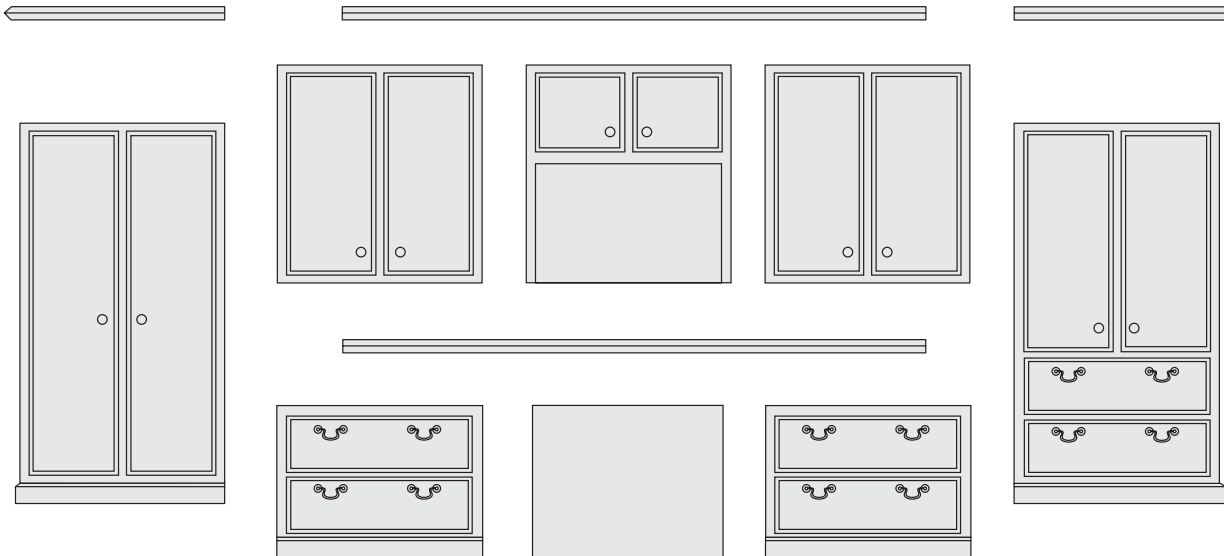
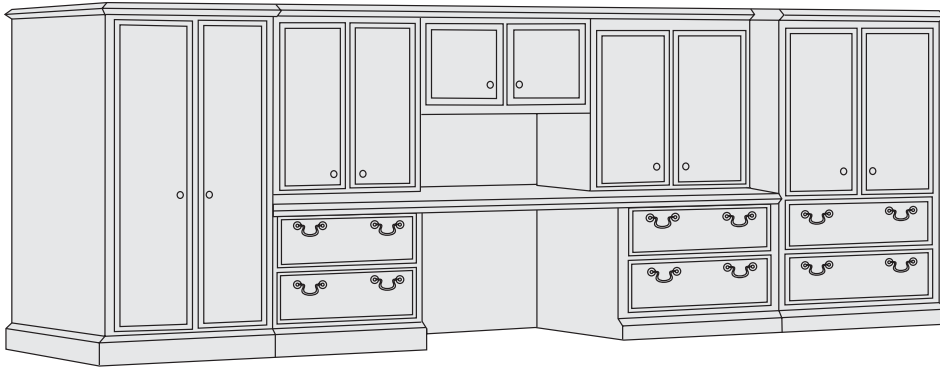
HEKS
Open Kneespace
No Charge



HETM
End Trim Molding
No Charge

MISCELLANEOUS:

MODULARWORKWALLS

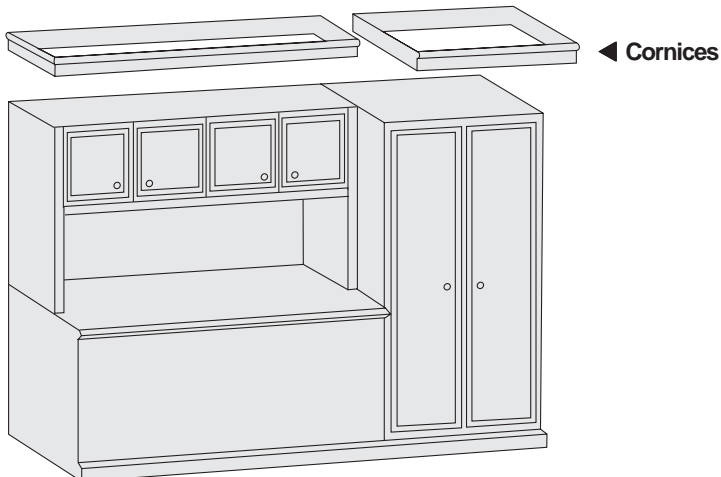
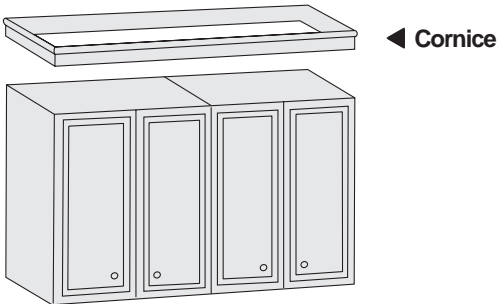
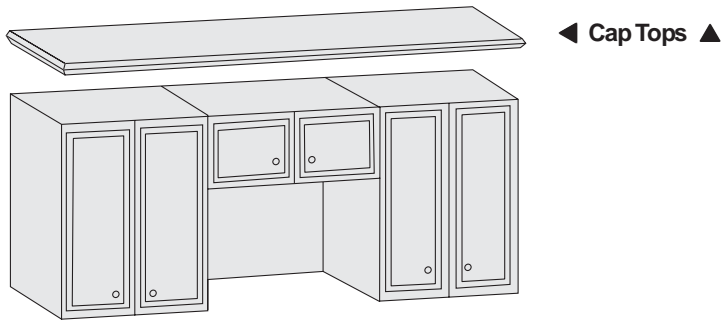



Modular Workwalls may be configured using a combination of several different groups of components: Credenzas, Overhead Storage, Top Units, Storage Towers, Full Height Storage Units, and Bookcases.

All components have flush sides to ensure proper continuous alignment of the Modular Workwall. End Trim Molding should be specified for outside left and right sides of the Modular Workwall.

NOTE: A drawing must be submitted with all orders for Modular Workwalls. Taylor Desk is not responsible for correct positioning of components unless a configuration drawing is submitted.

MODULAR WORKWALLS | CAP TOPS AND CORNICES



A Cap Top or Cornice must be specified for all Overhead Storage Units, Credenza Top Units, Storage Towers, and Full Height Storage Units. Adjacent units with the same depth should be specified with a continuous Cap Top or Cornice to ensure a proper fit. **The Cap Top or Cornice is included in the list price of all Overhead and Full Height Storage Units, but must be specified separately.**

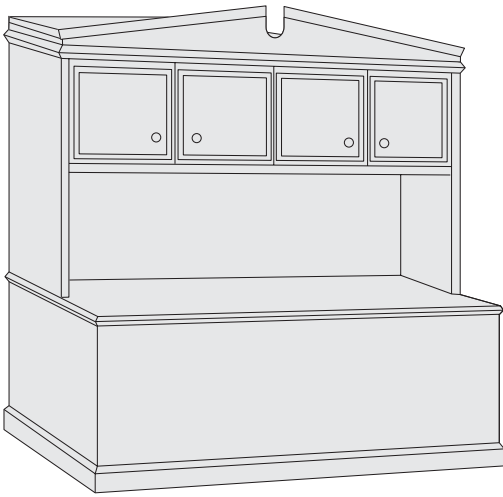
As with other workwall units, Cap Tops and Cornices are flat on each end, specify End Trim Molding where required. End Trim Molding adds 1" to the overall dimension for each end specified. The overall height of units with a Cap Top is 72", with a Cornice is 75".

To specify a Cap Top or Cornice, see below for available sizes and model numbers:

Model#	Dimensions	Model#	Dimensions
Cap Tops 15"D Units		Cornices 15"D Units	
CAP635	16" x 35"	COR635	16" x 35"
CAP670	16" x 70"	COR670	16" x 70"
CAP674	16" x 74"	COR674	16" x 74"
CAP676	16" x 76"	COR676	16" x 76"
CAP682	16" x 82"	COR682	16" x 82"
CAP690	16" x 90"	COR690	16" x 90"
CAP694	16" x 94"	COR694	16" x 94"
CAP600	16" x 100"	COR600	16" x 100"
CAP605	16" x 105"	COR605	16" x 105"
CAP618	16" x 118"	COR618	16" x 118"
Cap Tops 23"D Units		Cornices 23"D Units	
CAP222	24" x 22"	COR222	24" x 22"
CAP235	24" x 35"	COR235	24" x 35"
CAP270	24" x 70"	COR270	24" x 70"
CAP205	24" x 105"	COR205	24" x 105"

To specify a Cap Top or Cornice on Quarter Round Bookcases, specify **-CAPQR** (Cap Top) or **-CORQR** (Cornice) after the model number. There is no additional charge for Cap Tops and Cornices.

OVERHEAD STORAGE | GABLED PEDIMENTS

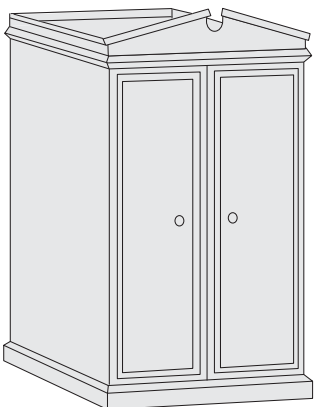
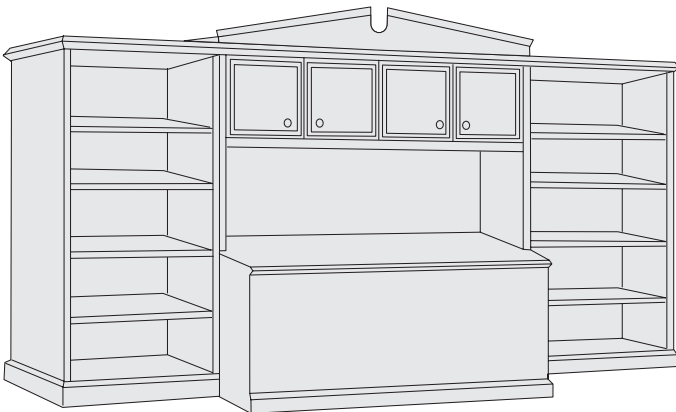


Full Height Storage Units and Overhead Storage Units with Credenzas are 72" high overall when specified with a Cap Top. When a Cornice piece is specified, the overall height is 75".

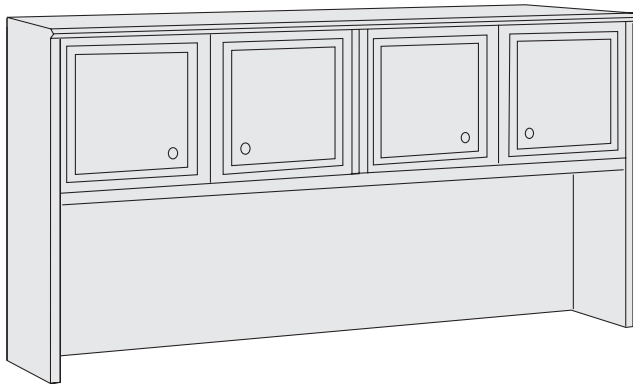
A Gabled Pediment is available in specific sizes and may be used with either a Cap Top or Cornice piece. The Gabled Pediment adds 6" to the overall height.

Gabled Pediments:

Model#	Dimensions	List Price
HEGPED35	15"Dx35"W	\$550
HEGPED70	15"Dx70"W	600
HEGPED76	15"Dx76"W	650
HEGPED82	15"Dx82"W	700
HEGPED235	23"Dx35"W	625
HEGPED270	23"Dx70"W	675




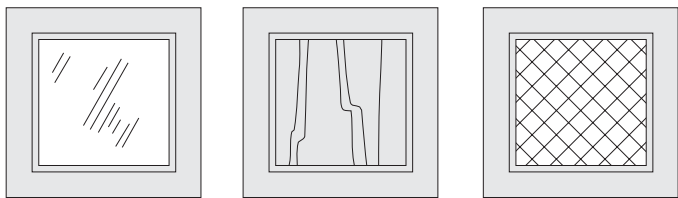
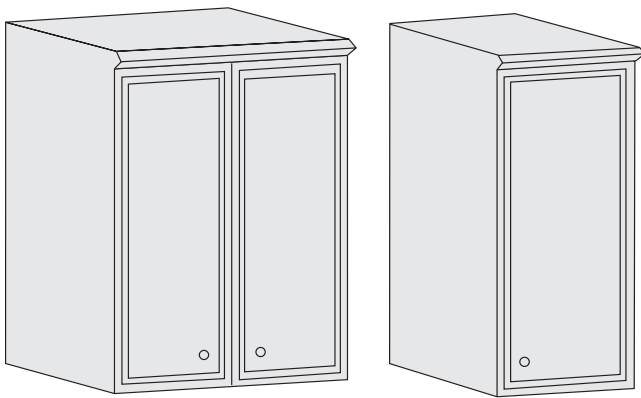
OVERHEAD STORAGE | DOOR OPTIONS



Standard doors for Top Units and Storage Towers are flat panel with a shaped detail around the perimeter of the door. A solid, American Black Walnut raised panel style door is available with options for the inset panel. Raised panel door inset options include: glass, wood, and brass grill.

Storage Towers are also available with optional glass shelves when using the glass or brass grill inset panels. In addition, optional interior cabinet lighting is available for Top Units and Storage Towers. Glass shelves are recommended when using interior cabinet lighting.

Pricing for optional inset panels, glass shelves, and interior cabinet lighting can be found on product pages 38-40.



Glass Inset Panels

Wood Inset Panels

Brass Grill Inset Panels

OVERHEAD STORAGE | TOP UNITS (15"D)

*A Cap Top or Cornice must be specified for all Overhead Top Units and are included in the list price. See page 35 for more information. Where required, End Trim Molding must also be specified. End Trim Molding will add 1" to the overall length for each end specified.

**Pricing for Tack Panels is based on the standard fabric (Maharam Pattern: Messenger, Color: Balsa) or COM. See page 13 for more information.

To specify, include:

- Model Number
- Wood Finish
- Hardware Style
- Hardware Finish
- Cap Top or Cornice
- End Trim Molding

Wood Finishes

- **RCL** Royal Cherry on Walnut
- **LWL** Light Walnut on Walnut
- **ESP** Espresso on Walnut
- **MHL** Mahogany on Walnut
- **SMK** Smoke on Walnut

Hardware Style & Finish

- **HE-AB** Heritage (Antique Brass)
- **ST-AB** Sterling (Antique Brass)
- **ST-SN** Sterling (Satin Nickel)
- **EN-AB** English (Antique Brass)

Available Options

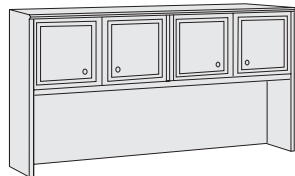
- **LK** Lock (per pair hinged doors) \$70
 - **ICL** Interior Cabinet Lighting 125 each
 - **TL-27** 27½" Task Light 160
 - **TL-57** 57½" Task Light 290
 - **WG-1** Grommet for task light - 1 7/8" diameter I.D. 75
- | | Messenger-Balsa | COM |
|--|-----------------|-----|
| • TP-36 36" Fabric Tack Panel** | 335 | 275 |
| • TP-72 72" Fabric Tack Panel** | 445 | 340 |
| • TP-78 78" Fabric Tack Panel** | 465 | 350 |
| • TP-84 84" Fabric Tack Panel** | 480 | 360 |
| • TP-92 92" Fabric Tack Panel** | 500 | 375 |
| • TP-96 96" Fabric Tack Panel** | 520 | 380 |
| • TP-102 102" Fabric Tack Panel** | 540 | 385 |



Top Unit, hinged door storage, one adjustable wood shelf.

- One pair of hinged doors
- Standard wood doors
- Optional inset doors available in wood, glass, and brass grill
- Available without doors
- 24½"H clearance below valance
- Cap Top or Cornice must be specified*
- Optional fabric tack panel available**
- Optional task light available
- Grommet must be specified if optional task light is selected

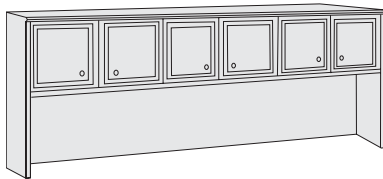
Model#	Dimensions	List Price
Hinged Door		
HE1535T	15" x 35"	\$1795
INSETWD	Wood Inset Panels for Hinged Doors	+300
INSET-GL	Glass Inset Panels for Hinged Doors	+350
INSET-BG	Brass Grill Inset Panels for Hinged Doors	+400
Open		
HE1535O	15" x 35" Two adjustable wood shelves	1695



Top Unit, hinged door storage.

- Two pair of hinged doors
- Standard wood doors
- Optional inset doors available in wood, glass, and brass grill
- Available without doors
- 24½"H clearance below valance
- Cap Top or Cornice must be specified*
- Optional fabric tack panel available**
- Optional task light available
- Grommet must be specified if optional task light is selected


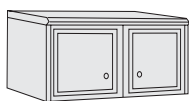
HE1570T	15" x 70"	2975
HE1576T	15" x 76"	3125
HE1582T	15" x 82"	3275
INSETWD	Wood Inset Panels for Hinged Doors	+600
INSET-GL	Glass Inset Panels for Hinged Doors	+700
INSET-BG	Brass Grill Inset Panels for Hinged Doors	+800
OPEN	Without Hinged Doors	-200



Top Unit, hinged door storage.

- Three pair of hinged doors
- Standard wood doors
- Optional inset doors available in wood, glass, and brass grill
- Available without doors
- 24½"H clearance below valance
- Cap Top or Cornice must be specified*
- Optional fabric tack panel available**
- Optional task light available.
- Grommet must be specified if optional task light is selected

HE1590T	15" x 90"	3675
HE1594T	15" x 94"	3825
HE15100T	15" x 100"	3975
INSETWD	Wood Inset Panels for Hinged Doors	+900
INSET-GL	Glass Inset Panels for Hinged Doors	+1050
INSET-BG	Brass Grill Inset Panels for Hinged Doors	+1200
OPEN	Without Hinged Doors	-300



Wall Mount, hinged door storage

- Standard wood doors
- French cleat mounting strip included
- Cap Top or Cornice must be specified*
- Optional inset doors available in wood, glass, and brass grill
- Optional task light available

HE28WM	15¾" x 28" (1 pair of hinged doors)	1350
HE35WM	15¾" x 35" (1 pair of hinged doors)	1450
HE46WM	15¾" x 46" (1 pair of hinged doors)	1750
HE70WM	15¾" x 70" (2 pair of hinged doors)	2850
INSETWD	Wood Inset Panels for Hinged Doors	+300 pair
INSET-GL	Glass Inset Panels for Hinged Doors	+350 pair
INSET-BG	Brass Grill Inset Panels for Hinged Doors	+400 pair


OVERHEAD STORAGE | TOP UNITS (15"D)

*A Cap Top or Comice must be specified for all Overhead Top Units and are included in the list price. See page 35 for more information. Where required, End Trim Molding must also be specified. End Trim Molding will add 1" to the overall length for each end specified.

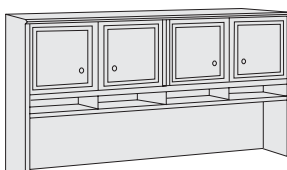
**Pricing for Tack Panels is based on the standard fabric (Maharam Pattern: Messenger, Color: Balsa) or COM. See page 13 for more information.

To specify, include:	Wood Finishes	Available Options	List Price
<ul style="list-style-type: none"> Model Number Wood Finish Hardware Style Hardware Finish Cap Top or Comice End Trim Molding 	<ul style="list-style-type: none"> RCL Royal Cherry on Walnut LWL Light Walnut on Walnut ESP Espresso on Walnut MHL Mahogany on Walnut SMK Smoke on Walnut 	<ul style="list-style-type: none"> LK Lock (per pair hinged doors) ICL Interior Cabinet Lighting TL-27 27 1/2" Task Light TL-57 57 1/2" Task Light WG-1 Grommet for task light - 1 7/8" diameter I.D. 	<ul style="list-style-type: none"> \$70 125 each 160 290 75
	Hardware Style & Finish <ul style="list-style-type: none"> HE-AB Heritage (Antique Brass) ST-AB Sterling (Antique Brass) ST-SN Sterling (Satin Nickel) EN-AB English (Antique Brass) 	<ul style="list-style-type: none"> TP-36 36" Fabric Tack Panel** TP-72 72" Fabric Tack Panel** TP-78 78" Fabric Tack Panel** TP-84 84" Fabric Tack Panel** TP-92 92" Fabric Tack Panel** TP-96 96" Fabric Tack Panel** TP-102 102" Fabric Tack Panel** TP-108 108" Fabric Tack Panel** 	<ul style="list-style-type: none"> 335 445 465 480 500 520 540 565
		Messenger-Balsa	COM

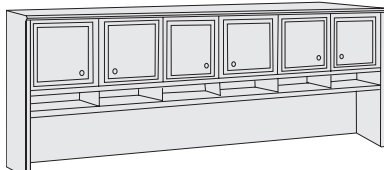
Model#	Dimensions	List Price
--------	------------	------------

	<ul style="list-style-type: none"> One pair of hinged doors Standard wood doors Optional inset doors available in wood, glass, and brass grill Available without doors 18 3/4" H clearance below valance Cap Top or Comice must be specified* Optional fabric tack panel available** Optional task light available Grommet must be specified if optional task light is selected 	Hinged Door HE1535TPM	15" x 35"	\$1875
		INSETWD	Wood Inset Panels for Hinged Doors	+300
		INSET-GL	Glass Inset Panels for Hinged Doors	+350
		INSET-BG	Brass Grill Inset Panels for Hinged Doors	+400
		Open HE1535OPM	15" x 35"	1775
		Two adjustable wood shelves		

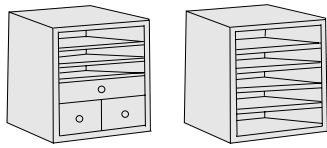
Top Unit, hinged door storage, one adjustable wood shelf with paper management shelf.

	<ul style="list-style-type: none"> Two pair of hinged doors Standard wood doors Optional inset doors available in wood, glass, and brass grill Available without doors 18 3/4" H clearance below valance Cap Top or Comice must be specified* Optional fabric tack panel available** Optional task light available Grommet must be specified if optional task light is selected 	HE1570TPM HE1576TPM HE1582TPM	15" x 70" 15" x 76" 15" x 82"	3150 3300 3450
		INSETWD	Wood Inset Panels for Hinged Doors	+600
		INSET-GL	Glass Inset Panels for Hinged Doors	+700
		INSET-BG	Brass Grill Inset Panels for Hinged Doors	+800
		OPEN	Without Hinged Doors	-200

Top Unit, hinged door storage with paper management shelf.

	<ul style="list-style-type: none"> Three pair of hinged doors Standard wood doors Optional inset doors available in wood, glass, and brass grill Available without doors 18 3/4" H clearance below valance Cap Top or Comice must be specified* Optional fabric tack panel available** Optional task light available Grommet must be specified if optional task light is selected 	HE1590TPM HE1594TPM HE15100TPM HE15105TPM	15" x 90" 15" x 94" 15" x 100" 15" x 105"	3850 4000 4150 4300
		INSETWD	Wood Inset Panels for Hinged Doors	+900
		INSET-GL	Glass Inset Panels for Hinged Doors	+1050
		INSET-BG	Brass Grill Inset Panels for Hinged Doors	+1200
		OPEN	Without Hinged Doors	-300

Top Unit, hinged door storage with paper management shelf.

	<ul style="list-style-type: none"> Use with "T" configuration Top Units (without the paper management shelf) 	HEPMO5-1 HEPMO5-2	17 1/4" x 13 1/4" x 24" H 3 Open Shelves, 1 Letter Tray Drawer, 2 CD Storage Drawers 17 1/4" x 13 1/4" x 24" H 5 Open Shelves	540 510
	<ul style="list-style-type: none"> Use with "TPM" configuration Top Units (with the paper management shelf) 	HEPMO4-1 HEPMO4-2	17 1/4" x 13 1/4" x 18 3/4" H 2 Open Shelves, 1 Letter Tray Drawer, 2 CD Storage Drawers 17 1/4" x 13 1/4" x 18 3/4" H 4 Open Shelves	475 450

Paper Management Organizer for use with Top Units (with and without paper management shelf).

OVERHEAD STORAGE | STORAGE TOWERS(15"D)

*A Cap Top or Cornice must be specified for all Storage Towers and are included in the list price. See page 35 for more information. Where required, End Trim Molding must also be specified. End Trim Molding will add 1" to the overall length for each end specified.

To specify, include:

- Model Number
- Wood Finish
- Hardware Style
- Hardware Finish
- Cap Top or Cornice
- End Trim Molding

Wood Finishes

- **RCL** Royal Cherry on Walnut
- **LWL** Light Walnut on Walnut
- **ESP** Espresso on Walnut
- **MHL** Mahogany on Walnut
- **SMK** Smoke on Walnut

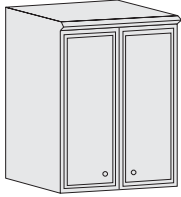
Hardware Style & Finish

- **HE-AB** Heritage (Antique Brass)
- **ST-AB** Sterling (Antique Brass)
- **ST-SN** Sterling (Satin Nickel)
- **EN-AB** English (Antique Brass)

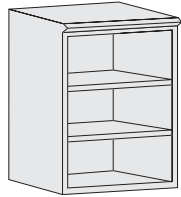
Available Options

- **LK** Lock (per pair hinged doors)
- **ICL** Interior Cabinet Lighting

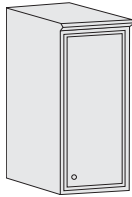
List Price
\$70
125 each

	Model#	Dimensions	List Price	
	• One pair of hinged doors	HE1535ST	15" x 35"	\$2100
	• Standard wood doors	INSETWD	Wood Inset Panels for Hinged Doors	+555
	• Optional inset doors available in wood, glass, and brass grill	INSET-GL	Glass Inset Panels for Hinged Doors	+650
	• Two adjustable shelves	INSET-BG	Brass Grill Inset Panels for Hinged Doors	+745
	• Cap Top or Cornice must be specified*	GLS	Two Glass Shelves	+135

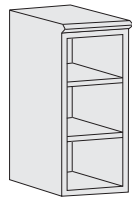
Hinged Door Storage Tower

	• Two adjustable shelves	HE1535SO	15" x 35"	1680
	• Cap Top or Cornice must be specified*	GLS	Two Glass Shelves	+135

Open Storage Tower

	• Single hinged door, specify hinge left or right	HE1518ST	15" x 17 1/2"	\$1550
	• Standard wood doors	INSETWD	Wood Inset Panel for Hinged Door	+275
	• Optional inset doors available in wood, glass, and brass grill	INSET-GL	Glass Inset Panel for Hinged Door	+325
	• Two adjustable shelves	INSET-BG	Brass Grill Inset Panel for Hinged Door	+375
	• Cap Top or Cornice must be specified*	GLS	Two Glass Shelves	+65

Single Hinged Door Storage Tower

	• Two adjustable shelves	HE1518SO	15" x 17 1/2"	1350
	• Cap Top or Cornice must be specified*	GLS	Two Glass Shelves	+65

Single Open Storage Tower

LATERAL FILES

To specify, include:

- Model Number
- Wood Finish
- Hardware Style
- Hardware Finish
- End Trim Molding

Wood Finishes

- **RCL** Royal Cherry on Walnut
- **LWL** Light Walnut on Walnut
- **ESP** Espresso on Walnut
- **MHL** Mahogany on Walnut
- **SMK** Smoke on Walnut

Hardware Style & Finish


- **HE-AB** Heritage (Antique Brass)
- **ST-AB** Sterling (Antique Brass)
- **STS-N** Sterling (Satin Nickel)
- **EN-AB** English (Antique Brass)

Available Options


- **HEMLF2** Picture Frame Accent Molding (2 Dr. Lateral) **\$120**
- **HEMLF4** Picture Frame Accent Molding (4 Dr. Lateral) **225**

List Price

	Model#	Dimensions	List Price
<ul style="list-style-type: none"> • Accommodates letter or legal width filing • Anti-tilt safety device • Locks included 	HE2037L	20" x 37" x 29"H	\$2095
	HE2437L	24" x 37" x 29"H	2195
	BURL	Walnut Burl Top	+540



Two Drawer Lateral File




Four Drawer Lateral File

- Accommodates letter or legal width filing
- Anti-tilt safety device
- Locks included

HE2037-4L
HE2437-4L

20" x 37" x 54"H
24" x 37" x 54"H

3450
3550



Multiple Lateral Filing Units

To configure multiple lateral files, the above stand alone units may be specified for left, center, or right positions. Lateral Filing Units are flush on sides where they adjoin other units to ensure a tight fit. An unlimited number of units may be used.

To specify Multiple Lateral Filing Units, please add **-LFT**, **-CTR**, or **-RT** to the model numbers listed above. For example, to configure a 4 unit wide file bank, specify:

- 1 - HE2437-4L-LFT
- 2 - HE2437-4L-CTR
- 1 - HE2437-4L-RT

In addition, Two Drawer Lateral Files may be used in combination with Four Drawer Lateral Files.

FULL HEIGHT STORAGE UNITS (23"D)

*A Cap Top or Cornice must be specified for all Full Height Storage Units and are included in the list price. See page 35 for more information. Where required, End Trim Molding must also be specified. End Trim Molding will add 1" to the overall length for each end specified.

To specify, include:

- Model Number
- Wood Finish
- Hardware Style
- Hardware Finish
- Cap Top or Cornice
- End Trim Molding

Wood Finishes

- **RCL** Royal Cherry on Walnut
- **LWL** Light Walnut on Walnut
- **ESP** Espresso on Walnut
- **MHL** Mahogany on Walnut
- **SMK** Smoke on Walnut

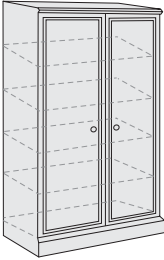
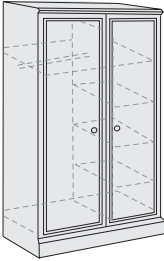


Hardware Style & Finish

- **HE-AB** Heritage (Antique Brass)
- **ST-AB** Sterling (Antique Brass)
- **ST-SN** Sterling (Satin Nickel)
- **EN-AB** English (Antique Brass)

Available Options

- **HEM-S37** Picture Frame Accent Molding for 37"W Storage **\$260**
- **LK** Lock (per pair hinged doors) **70**

List Price

		Model#	Dimensions	List Price
	<ul style="list-style-type: none"> • One pair of hinged doors • One fixed shelf, three adjustable shelves, full width • Cap Top or Cornice must be specified* 	HE2437FS	23" x 35" x 72"H (with Cap Top) 23" x 35" x 75"H (with Cornice)	\$4125
	<ul style="list-style-type: none"> • One pair of hinged doors • Side-by-side storage, clothespole in left section, three adjustable shelves in right section • One full-width fixed shelf • Cap Top or Cornice must be specified* 	HE2437WS	23" x 35" x 72"H (with Cap Top) 23" x 35" x 75"H (with Cornice)	4295
	<ul style="list-style-type: none"> • Upper storage section includes two adjustable shelves behind one pair of hinged doors • Lower storage section includes two lateral files, accommodates letter or legal width filing • Locks and anti-tilt device included on lateral files • Cap Top or Cornice must be specified* 	HE2437LFS	23" x 35" x 72"H (with Cap Top) 23" x 35" x 75"H (with Cornice)	4575
	<ul style="list-style-type: none"> • Upper storage section includes one pair of hinged doors • Lower storage section includes four lateral files, accommodates letter or legal width filing • Locks and anti-tilt device included on lateral files • Cap Top or Cornice must be specified* 	HE2437LLS	23" x 35" x 72"H (with Cap Top) 23" x 35" x 75"H (with Cornice)	4995

FULL HEIGHT STORAGE UNITS(23"D)

*A Cap Top or Cornice must be specified for all Full Height Storage Units and are included in the list price. See page 35 for more information. Where required, End Trim Molding must also be specified. End Trim Molding will add 1" to the overall length for each end specified.

To specify, include:

- Model Number
- Wood Finish
- Hardware Style
- Hardware Finish
- Cap Top or Cornice
- End Trim Molding

Wood Finishes

- RCL Royal Cherry on Walnut
- LWL Light Walnut on Walnut
- ESP Espresso on Walnut
- MHL Mahogany on Walnut
- SMK Smoke on Walnut

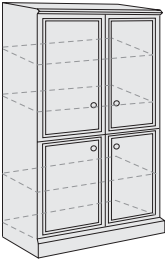
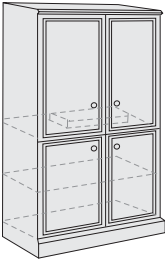
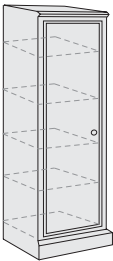
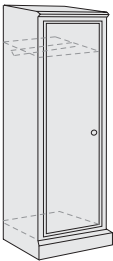
Hardware Style & Finish

- HE-AB Heritage (Antique Brass)
- ST-AB Sterling (Antique Brass)
- ST-SN Sterling (Satin Nickel)
- EN-AB English (Antique Brass)


Available Options

- HEM-S37 Picture Frame Accent Molding for 37"W Storage **\$260**
- HEM-S24 Picture Frame Accent Molding for 24"W Storage **195**
- LK Lock (per pair hinged doors) **70**

NOTE: Picture Frame Accent Molding not available on Media & AV Storage Unit doors.

		Model#	Dimensions	List Price
	<ul style="list-style-type: none"> • Two pair of hinged doors • Upper storage section includes two adjustable shelves, lower storage section includes one adjustable shelf • Cap Top or Cornice must be specified* 	HE2437DHS	23" x 35" x 72"H (with Cap Top) 23" x 35" x 75"H (with Cornice)	\$4350
	<ul style="list-style-type: none"> • Two pair of hinged doors • Upper storage section includes retractable hinged doors, space for a VCR & monitor** • Lower storage section includes one adjustable shelf • Wire access grommets standard • Cap Top or Cornice must be specified* • Picture Frame Accent Molding not available 	HE2437AV	23" x 35" x 72"H (with Cap Top) 23" x 35" x 75"H (with Cornice) **Monitor space I.D. approximately 19-7/8"D x 29-1/4"W x 31-1/2"H	4795
	<ul style="list-style-type: none"> • One hinged door, specify hinge left or right • One fixed shelf, three adjustable shelves, full width • Cap Top or Cornice must be specified* 	HE2424FS	23" x 22" x 72"H (with Cap Top) 23" x 22" x 75"H (with Cornice)	2695
	<ul style="list-style-type: none"> • One hinged door, specify hinge left or right • One fixed shelf, full width and clothes pole • Cap Top or Cornice must be specified* 	HE2424WS	23" x 22" x 72"H (with Cap Top) 23" x 22" x 75"H (with Cornice)	2575

BOOKCASES



To specify, include:

- Model Number
- Wood Finish
- Hardware Style
- Hardware Finish
- Cap Top or Cornice

Wood Finishes

- **RCL** Royal Cherry on Walnut
- **LWL** Light Walnut on Walnut
- **ESP** Espresso on Walnut
- **MHL** Mahogany on Walnut
- **SMK** Smoke on Walnut

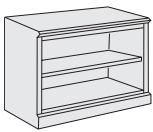
Hardware Style & Finish

- **HE-AB** Heritage (Antique Brass)
- **ST-AB** Sterling (Antique Brass)
- **ST-SN** Sterling (Satin Nickel)
- **EN-AB** English (Antique Brass)

*A Cap Top or Cornice must be specified for the Full Height Bookcase and is included in the list price. See page 35 for more information.

	Model#	Dimensions	List Price
--	--------	------------	------------

<ul style="list-style-type: none"> • One adjustable shelf • Heavy duty 1" shelf • Bookcases may be ganged 	HEBC29	16" x 36" x 29¾"H	\$975
	BURL	Walnut Burl Top	+375



Bookcase

<ul style="list-style-type: none"> • Two adjustable shelves • Heavy duty 1" shelves • Bookcases may be ganged 	HEBC42	16" x 36" x 42¾"H	1415
	BURL	Walnut Burl Top	+375




Bookcase

<ul style="list-style-type: none"> • Four adjustable shelves • Heavy duty 1" shelves • Bookcases may be ganged • Cap Top or Cornice must be specified* 	HEBC72	16" x 36" x 72"H (with Cap Top) 16" x 36" x 75"H (with Cornice)	2100
--	---------------	--	------



Full Height Bookcase

<ul style="list-style-type: none"> • Box/File drawers • Open tray top with pencil storage • Four dual wheel casters • Includes counter weight to prevent tipping • May be stored under 29"H worksurfaces • Optional Seat Cushion 	HEMP-TT	15½" x 20" x 25¼"H	1495
	HE-CUSH	Optional Seat Cushion (¾ yd. COM required)	+125



Tray Top Mobile Pedestal

BOOKCASES

*Cap Tops or Cornices must be specified for all Full Height Bookcases and are included in the list price. See page 35 for more information.

To specify, include:

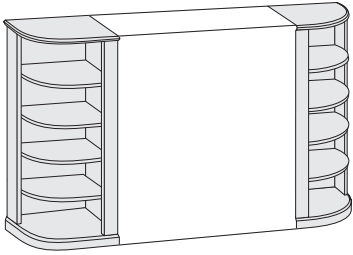
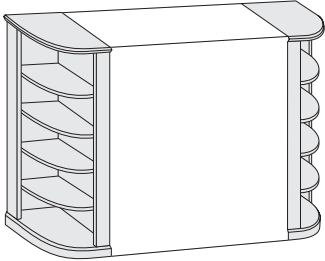
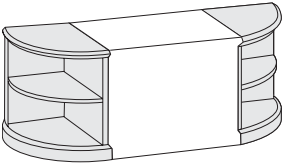
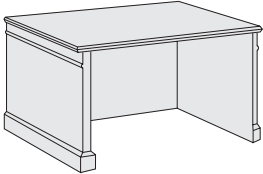
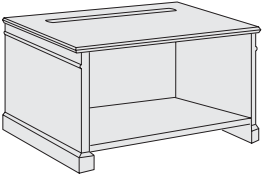
- Model Number
- Wood Finish
- Cap Top or Cornice

Wood Finishes

- **RCL** Royal Cherry on Walnut
- **LWL** Light Walnut on Walnut
- **ESP** Espresso on Walnut
- **MHL** Mahogany on Walnut
- **SMK** Smoke on Walnut

- **HEM-CRT** Picture Frame Accent Molding for CRT Table and Printer Stand

\$120

		Model#	Dimensions	List Price
	<ul style="list-style-type: none"> • Four adjustable shelves • Heavy duty 1" shelves • To be used adjacent to units with corresponding depth (i.e., Storage Units are 24"D and Top Units are 15"D) • Specify left or right • Cap Top or Cornice must be specified* • Pricing based on one unit. 	HEQBC1620	16"D x 20"W x 72"H (with Cap Top) 16"D x 20"W x 75"H (with Cornice)	1995
		HEQBC1624	16"D x 24"W x 72"H (with Cap Top) 16"D x 24"W x 75"H (with Cornice)	2050
	<ul style="list-style-type: none"> • Four adjustable shelves • Heavy duty 1" shelves • To be used adjacent to units with corresponding depth (i.e., Storage Units are 24"D and Top Units are 15"D) • Specify left or right • Cap Top or Cornice must be specified* • Pricing based on one unit. 	HEQBC2016	20"D x 16"W x 72"H (with Cap Top) 20"D x 16"W x 75"H (with Cornice)	1995
		HEQBC2416	24"D x 16"W x 72"H (with Cap Top) 24"D x 16"W x 75"H (with Cornice)	2050
	<ul style="list-style-type: none"> • One adjustable shelf • Heavy duty 1" shelf • To be used adjacent to units with corresponding depth (i.e., Storage Units are 24"D and Top Units are 15"D) • Specify left or right 	HEQBC2024	20"D x 24"W x 29"H	895
		HEQBC2420	24"D x 20"W x 29"H	895
		BURL	Walnut Burl Top	+200
		HE3042CRT	30" x 42" x 29"H	1595
		HE3042PTR	30" x 42" x 29"H	1695
		HE-CAS	Optional Dual Wheel Casters	+340
		BURL	Walnut Burl Top	+795

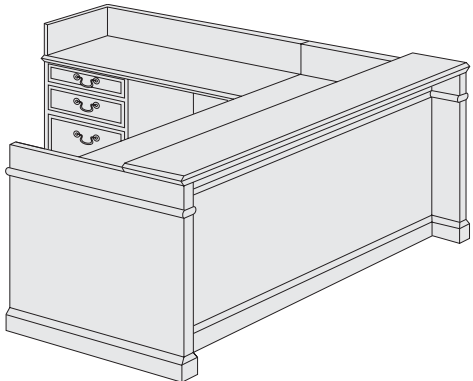
CRT Table

Printer Stand, includes fixed storage shelf and paper slot

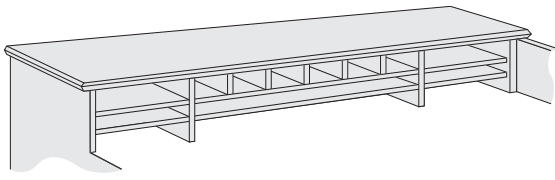
RECEPTION STATIONS

*For Custom Reception Stations, please submit drawings and specifications for a factory quote.

To specify, include:	Wood Finishes	Available Options	List Price
<ul style="list-style-type: none"> • Model Number • Wood Finish • Hardware Style • Hardware Finish • Left or right return sitting from user side 	<ul style="list-style-type: none"> • RCL Royal Cherry on Walnut • LWL Light Walnut on Walnut • ESP Espresso on Walnut • MHL Mahogany on Walnut • SMK Smoke on Walnut 	<ul style="list-style-type: none"> • HEMRLR Picture Frame Accent Molding for L-Shape, Recessed • HEMRLS Picture Frame Accent Molding for L-Shape, Step • CD Center Drawer • VELVCD Black Velvet Drawer Insert for Center Drawer • VELVTR Black Velvet Drawer Insert for Tray Drawer • WG-1 Grommet - 1 7/8" diameter I.D. • WG-2 Grommet - 1 7/8" diameter x 4 1/4" I.D. • WG-AB Antique Brass Grommet - 2 1/2" diameter I.D. • WGSN Satin Nickel Grommet - 2 1/2" diameter I.D. 	<ul style="list-style-type: none"> \$540 460 300 75 60 75 95 115 115
	Hardware Style & Finish <ul style="list-style-type: none"> • HE-AB Heritage (Antique Brass) • ST-AB Sterling (Antique Brass) • ST-SN Sterling (Satin Nickel) • EN-AB English (Antique Brass) 	(see page 11-13 for additional accessories)	

	Model#	Dimensions	List Price
<ul style="list-style-type: none"> • Surrounded by 42"H panels • Legal width pedestal • Tray/Box/File drawers in each pedestals • Pull out dictation slide above desk pedestal • Lock in desk pedestal • Optional center drawer 	HE72RD	72"W x 84"D Overall	\$9000
	Recessed Front (as shown)	Desk: 36" x 72" x 42"H 29"H Worksurface 15"D Transaction Top	
		Return: 24" x 48" x 42"H 29"H Worksurface	
	HE72RDS	Same dimensions as above	9550
	Step Front		
	WTT Wrap Around Side Transaction Top, 12"D +1300 BT Bow Front Transaction Top +325 BURL-TT Walnut Burl on Transaction Top (rectangular or bow) +275 BURL-WTT Walnut Burl on Wrap Around Transaction Top +275 BURL-WS Walnut Burl Top on Entire Worksurface +2325		

Reception Station, L-Shape Configuration, Recessed Front

	HE72RD-PMO	Fits below front Transaction Top, May be used with HE72RD, HE72RD-S, HE72RD-U, or HE72RD-U-S	1050
	HE96RD-PMO	Fits below front Transaction Top on the HE96RD only	1195

Reception Station Paper Management Organizer

RECEPTION STATIONS

*For Custom Reception Stations, please submit drawings and specifications for a factory quote.

To specify, include:

- Model Number
- Wood Finish
- Hardware Style
- Hardware Finish

Wood Finishes

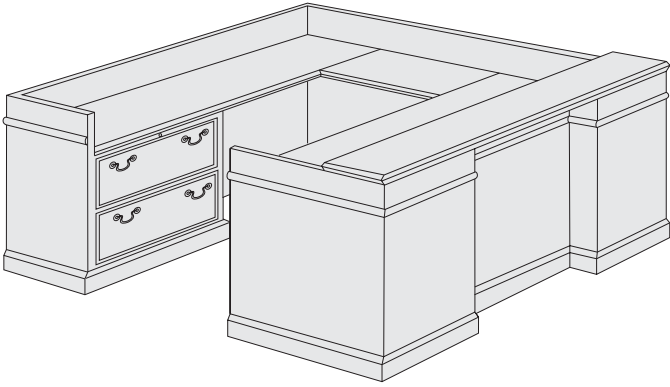
- **RCL** Royal Cherry on Walnut
- **LWL** Light Walnut on Walnut
- **ESP** Espresso on Walnut
- **MHL** Mahogany on Walnut
- **SMK** Smoke on Walnut

Hardware Style & Finish

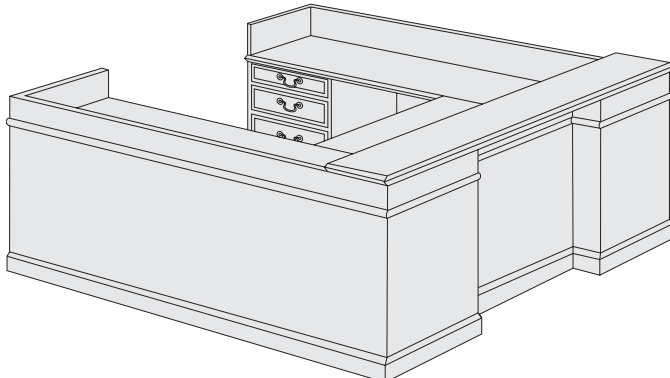
- **HE-AB** Heritage (Antique Brass)
- **ST-AB** Sterling (Antique Brass)
- **ST-NS** Sterling (Satin Nickel)
- **EN-AB** English (Antique Brass)

Available Options

- **HEM-RUR** Picture Frame Accent Molding for U-Shape, Recessed **\$625**
- **HEM-RUS** Picture Frame Accent Molding for U-Shape, Step **600**
- **CD** Center Drawer **300**
- **VELV-CD** Black Velvet Drawer Insert for Center Drawer **75**
- **VELV-TR** Black Velvet Drawer Insert for Tray Drawer **60**
- **WG-1** Grommet - 1 7/8" diameter I.D. **75**
- **WG-2** Grommet - 1 7/8" diameter x 4 1/4" I.D. **95**
- **WG-AB** Antique Brass Grommet - 2 1/2" diameter I.D. **115**
- **WGSN** Satin Nickel Grommet - 2 1/2" diameter I.D. **115**
(see page 10 for location information)
(see page 11-13 for additional accessories)

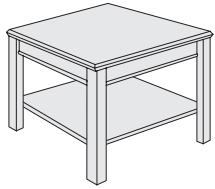
	Model#	Dimensions	List Price
<ul style="list-style-type: none"> • Specify left or right Bridge Unit sitting from user side • Surrounded by 42"H panels • Legal width pedestal • Tray Box File drawers in desk pedestal • Pull out dictation slide above desk pedestal • Lateral file in rear credenza • Locks in desk pedestal and lateral file • Optional center drawer 	HE72RD-U	72"W x 108"D Overall	\$11000
	Recessed Front	Desk: 36" x 72" x 42"H 29"H Worksurface 15"D Transaction Top (Rectangular)	
		Bridge: 24" x 48" x 42"H 29"H Worksurface	
		Rear Credenza: 24" x 72" 29"H Worksurface	
	HE72RD-US	Same dimensions as above	11550
	Step Front (as shown)		
	WTT108	Wrap Around Side Rear Transaction Top, 12"D	+1300 each
	BT	Bow Front Transaction Top	+325
	BURL-TT	Walnut Burl on Transaction Top (rectangular or bow)	+275
	BURL-WTT	Walnut Burl on Wrap Around Transaction Top	+300 each
BURL-WS	Walnut Burl Top on Entire Worksurface	+3400	

Reception Station, U-Shape Configuration, Side Entry, Step Front

<ul style="list-style-type: none"> • Surrounded by 42"H panels • Open kneespace in desk • Legal width pedestals • Tray Box File drawers in both side units • Lock in each pedestal • Optional center drawer 	HE96RD	96" W x 84" D Overall	11725
	Step Front (as shown)	Center Worksurface: 30" x 48" 29"H Worksurface 15"D Transaction Top (Rectangular)	
		Left and Right Side Units: 24" x 84" x 42"H 29"H Worksurface	
	WTT84	Wrap Around Side Transaction Top, 12"D	+1300 each
	BT96	Bow Front Transaction Top	+375
	BURL-TT	Walnut Burl on Transaction Top (rectangular or bow)	+315
	BURL-WTT	Walnut Burl on Wrap Around Transaction Top	+300 each
	BURL-WS	Walnut Burl Top on Entire Worksurface	+3400

Reception Station, U-Shape Configuration, Rear Entry, Step Front

CHIPPENDALE OCCASIONAL TABLES

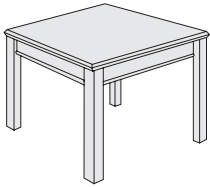


To specify, include:

- Model Number
- Wood Finish

Wood Finishes

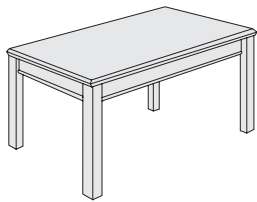
- **RCL** Royal Cherry on Walnut
- **LWL** Light Walnut on Walnut
- **ESP** Espresso on Walnut
- **MHL** Mahogany on Walnut
- **SMK** Smoke on Walnut



Corner Table

- Tops available with standard veneer, Diamond (DIAD) | Reverse Diamond (REVD) | Patterned veneer, or Walnut Burl (BURL)
- Lower shelf available (-S)
- If patterned veneer or Walnut Burl is specified for the table top, lower shelf will be standard veneer

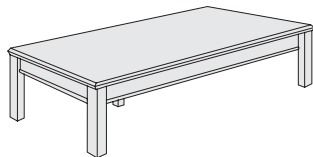
Model#	Dimensions	Standard	DIAD REVD	BURL
HET1818	18" x 18" x 22"H	\$525	+\$170	+\$200
HET1818-S	18" x 18" x 22"H	595	+170	+200
HET2424	24" x 24" x 22"H	695	+205	+355
HET2424-S	24" x 24" x 22"H	775	+205	+355
HET3030	30" x 30" x 22"H	775	+260	+520
HET3030-S	30" x 30" x 22"H	875	+260	+520



End Table

- Tops available with standard veneer, Diamond (DIAD) | Reverse Diamond (REVD) | Patterned veneer, or Walnut Burl (BURL)
- Lower shelf available (-S)
- If patterned veneer or Walnut Burl is specified for the table top, lower shelf will be standard veneer

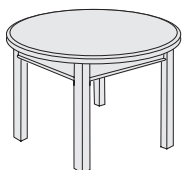
HET1830	18" x 30" x 22"H	650	+200	+345
HET1830-S	18" x 30" x 22"H	730	+200	+345



Coffee Table

- Tops available with standard veneer, Diamond (DIAD) | Reverse Diamond (REVD) | Patterned veneer, or Walnut Burl (BURL)
- Lower shelf available (-S)
- If patterned veneer or Walnut Burl is specified for the table top, lower shelf will be standard veneer

HET1842	18" x 42" x 16"H	695	+225	+480
HET1842-S	18" x 42" x 16"H	795	+225	+480



Round Table

- Tops available with standard veneer, Diamond (DIAD) | Reverse Diamond (REVD) | Patterned veneer, or Walnut Burl (BURL)
- 24" diameter table is 22" high for use as an end table
- 36" diameter table is 16" high for use as a coffee table

HET24R	24" Diameter x 22"H	895	+285	+355
HET36R	36" Diameter x 16"H	1195	+380	+800

QUEENANNE OCCASIONAL TABLES



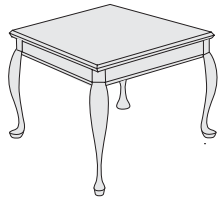
To specify, include:

- Model Number
- Wood Finish

Wood Finishes

- **RCL** Royal Cherry on Walnut
- **LWL** Light Walnut on Walnut
- **ESP** Espresso on Walnut
- **MHL** Mahogany on Walnut
- **SMK** Smoke on Walnut


	Model#	Dimensions	Standard	DIAD REVD	BURL
--	--------	------------	----------	-----------	------



- Tops available with standard veneer, Diamond (DIAD) | Reverse Diamond (REVD) | Patterned veneer, or Walnut Burl (BURL)

HET1818-QA	18" x 18" x 22"H	\$675	+\$175	+\$205
HET2424-QA	24" x 24" x 22"H	850	+200	+350
HET3030-QA	30" x 30" x 22"H	925	+260	+525

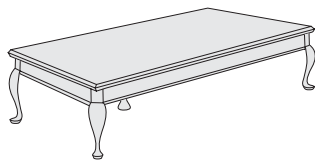
Corner Table



- Tops available with standard veneer, Diamond (DIAD) | Reverse Diamond (REVD) | Patterned veneer, or Walnut Burl (BURL)

HET1830-QA	18" x 30" x 22"H	800	+200	+350
-------------------	------------------	-----	------	------

End Table



- Tops available with standard veneer, Diamond (DIAD) | Reverse Diamond (REVD) | Patterned veneer, or Walnut Burl (BURL)

HET1842-QA	18" x 42" x 16"H	850	+220	+475
-------------------	------------------	-----	------	------

Coffee Table



- Tops available with standard veneer, Diamond (DIAD) | Reverse Diamond (REVD) | Patterned veneer, or Walnut Burl (BURL)
- 24" diameter table is 22" high for use as an end table
- 36" diameter table is 16" high for use as a coffee table

HET24R-QA	24" Diameter x 22"H	1050	+280	+350
HET36R-QA	36" Diameter x 16"H	1350	+375	+800

Round Table

CONFERENCE ELEMENTS

To specify, include:

- Model Number
- Wood Finish
- Hardware Style
- Hardware Finish

Wood Finishes

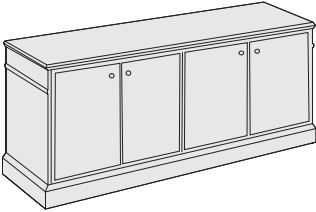
- **RCL** Royal Cherry on Walnut
- **LWL** Light Walnut on Walnut
- **ESP** Espresso on Walnut
- **MHL** Mahogany on Walnut
- **SMK** Smoke on Walnut

Hardware Style & Finish

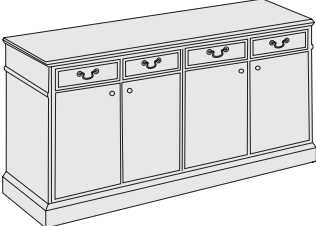
- **HE-AB** Heritage (Antique Brass)
- **ST-AB** Sterling (Antique Brass)
- **ST-SN** Sterling (Satin Nickel)
- **EN-AB** English (Antique Brass)

Available Options

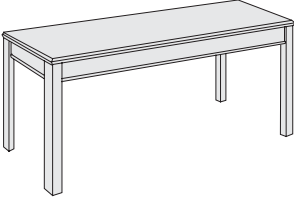
- **HEM-CRE** Picture Frame Accent Molding for Credenza **\$140**
 - **HEM-CHD** Picture Frame Accent Molding for Hinged Doors (per pair) **130**
 - **VELV-CD** Black Velvet Drawer Insert for Center Drawer **75**
 - **VELV-TR** Black Velvet Drawer Insert for Tray Drawer **60**
 - **LK** Lock (per pedestal - hinged doors only) **70**
 - **WG-1** Grommet - 1 7/8" diameter I.D. **75**
 - **WG-2** Grommet - 1 7/8" diameter x 4 1/4" I.D. **95**
 - **WG-AB** Antique Brass Grommet - 2 1/2" diameter I.D. **115**
 - **WGSN** Satin Nickel Grommet - 2 1/2" diameter I.D. **115**
- (see page 10 for location information)
(see page 11-13 for additional accessories)

	Model#	Dimensions	List Price	Walnut Burl Top
 <ul style="list-style-type: none"> • Hinged door storage • Standard height • Flush top or overhang top • Adjustable shelf 	Flush Top:			
	HEFT2072HDHD	20" x 72" x 29"H	\$2995	+\$895
	HEFT2472HDHD	24" x 72" x 29"H	3095	+1075
	Overhang Top:			
	HEOH2078HDHD	20" x 78" x 29"H	3095	+975
	HEOH2478HDHD	24" x 78" x 29"H	3195	+1150

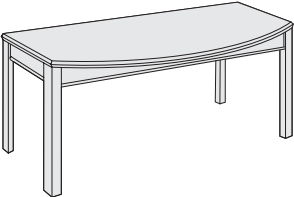
Storage Credenza

 <ul style="list-style-type: none"> • Hinged door storage • Four tray drawers • Buffet height • Flush top or overhang top • Adjustable shelf 	Flush Top:			
	HEFT2072HDHD-BH	20" x 72" x 36"H	3795	+895
	HEFT2472HDHD-BH	24" x 72" x 36"H	3895	+1075
	Overhang Top:			
	HEOH2078HDHD-BH	20" x 78" x 36"H	3895	+975
	HEOH2478HDHD-BH	24" x 78" x 36"H	3995	+1150

Buffet Serving | Storage Credenza

 <ul style="list-style-type: none"> • Standard height (CT) or buffet height (BH) 	HE2060CT	20" x 60" x 29"H	1995	+750
	HE2072CT	20" x 72" x 29"H	2150	+895
	HE2060BH	20" x 60" x 36"H	2150	+750
	HE2072BH	20" x 72" x 36"H	2300	+895

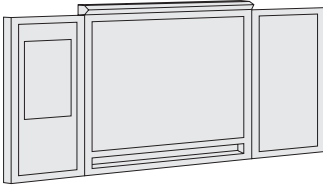
Console Table

 <ul style="list-style-type: none"> • Standard height (CT) or buffet height (BH) 	HEBT2060BCT	20" x 60" x 29"H	2095	+755
	HEBT2072BCT	20" x 72" x 29"H	2250	+900
	HEBT2060BBH	20" x 60" x 36"H	2250	+755
	HEBT2072BBH	20" x 72" x 36"H	2400	+900


Bow Top Console Table


CONFERENCE ELEMENTS

To specify, include:	Wood Finishes	Available Options	List Price
<ul style="list-style-type: none"> Model Number Wood Finish Hardware Style Hardware Finish 	<ul style="list-style-type: none"> RCL Royal Cherry on Walnut LWL Light Walnut on Walnut ESP Espresso on Walnut MHL Mahogany on Walnut SMK Smoke on Walnut 	<ul style="list-style-type: none"> HEM-VPB Picture Frame Accent Molding for Visual Presentation Board \$120 HEM-LTN Picture Frame Accent Molding for Lectern 195 HEM-SRV Picture Frame Accent Molding for Serving Cart 160 HEM-TTB Picture Frame Accent Molding for Telephone Table 120 WG-1 Grommet - 1 7/8" diameter I.D. 75 WG-2 Grommet - 1 7/8" diameter x 4 1/4" I.D. 95 WG-AB Antique Brass Grommet - 2 1/2" diameter I.D. 115 WG-SN Satin Nickel Grommet - 2 1/2" diameter I.D. 115 	
	Hardware Style & Finish <ul style="list-style-type: none"> HE-AB Heritage (Antique Brass) ST-AB Sterling (Antique Brass) ST-SN Sterling (Satin Nickel) EN-AB English (Antique Brass) 	<ul style="list-style-type: none"> (see page 10 for location information) (see page 11-13 for additional accessories) 	

	Model#	Dimensions	List Price
 <p>Visual Presentation Board</p> <ul style="list-style-type: none"> Doors available with standard veneer, Diamond (DIAD), Reverse Diamond (REVD) Patterned veneer, or Walnut Burl (BURL) Magnetic porcelain on steel write-on/wipe off surface Includes flip chart, two tack panels, four markers, and eraser Two tack panels are covered with Maharam Messenger Balsa. COM may not be specified. 	HE4848VPB	20" x 37" x 29"H	\$2575
	DIAD	Diamond Patterned Veneer Doors	+800
	REVD	Reverse Diamond Patterned Veneer Doors	+800
	BURL	Walnut Burl Doors	+1425
	PROJ	Pull-Down Projection Screen	+260

 <p>Lectern</p> <ul style="list-style-type: none"> Slant top Open shelf 	HE2224LTN	22"D x 24"W x 46"H	2525
---	------------------	--------------------	------

 <p>Utility Serving Cart</p> <ul style="list-style-type: none"> Storage drawer Hinged door storage with one adjustable shelf Four dual wheel casters 	HE2435SRV	24" x 35" x 36"H	2895
--	------------------	------------------	------

 <p>Telephone Table</p> <ul style="list-style-type: none"> Open shelf Hinged door storage with one adjustable shelf 	HE2020TT	20" x 20" x 29"H	1375
--	-----------------	------------------	------

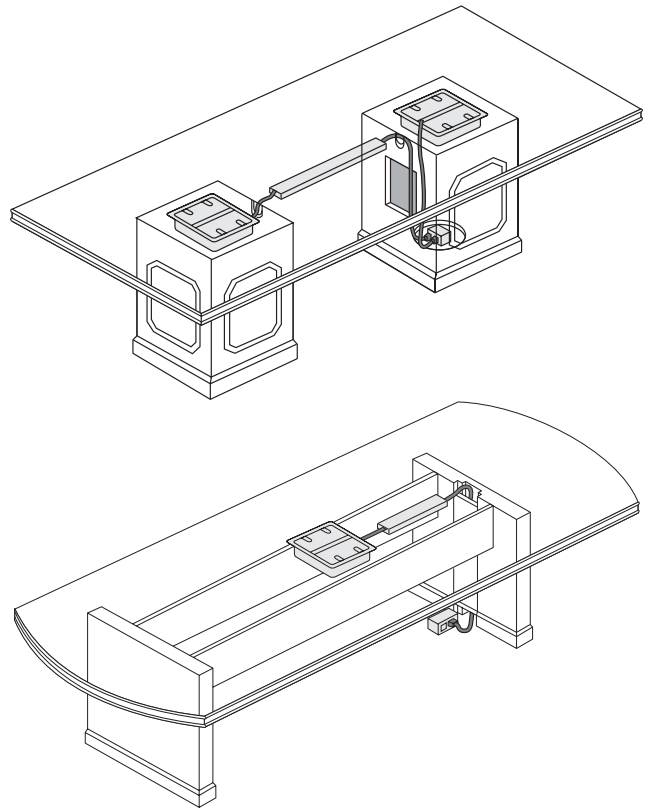
CONFERENCE TABLES | POWER AND WIRE MANAGEMENT PLANNING

Heritage Conference Tables include a variety of options to provide table top access to power, voice, and data ports positioned according to user requirements. Wire management capabilities include routing and containment of wires, as well as the ability (through Base Access Doors) to reach power infeed locations.

Consider table size, top shape, base selection, and other options when determining the best solution for your power and wire management conferencing needs. Establish user requirements at the table top, including type and quantity of electrical and voice/data ports. Then, determine the location(s) on the table top for the selected options.

It is important to locate the source of power or power infeed for the conference room to determine the routing of wires. Several base styles are available with access doors to service infeed locations (see page 53).

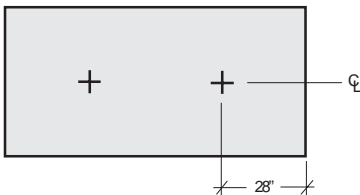
Cube and Colonnade base styles will accommodate Recessed, Multi-User Power/Data Centers and be placed directly above the base. If other base styles are selected with the Recessed, Multi-User Power/Data Center, the component cannot be positioned directly above the base (see illustrations at right).



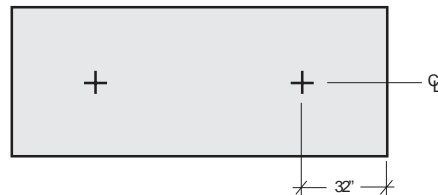
Base and Power Infeed Locations

When specifying Power/Data or Wire Management options, use the diagrams below to plan the location for power infeeds (floor monuments). Power and communication wiring can be routed within all five Heritage base options. The power infeed location point also indicates base position.

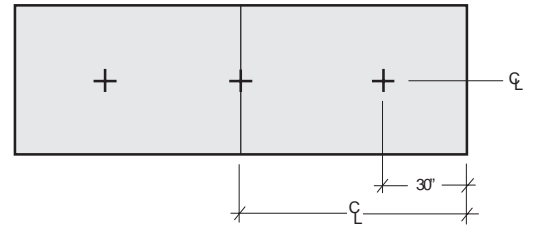
Up To 96"



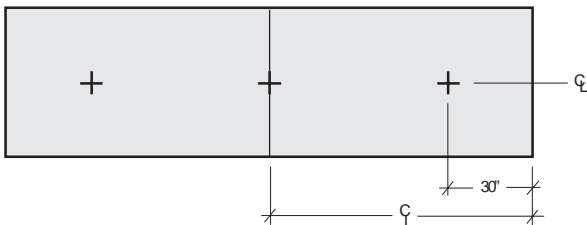
Up To 120"



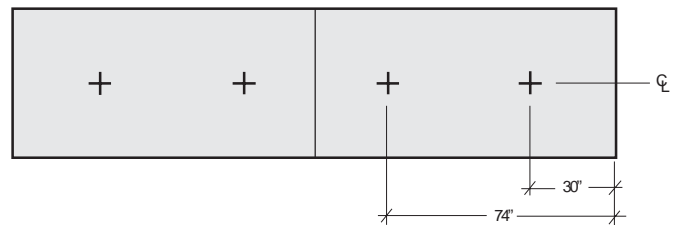
Up To 144"



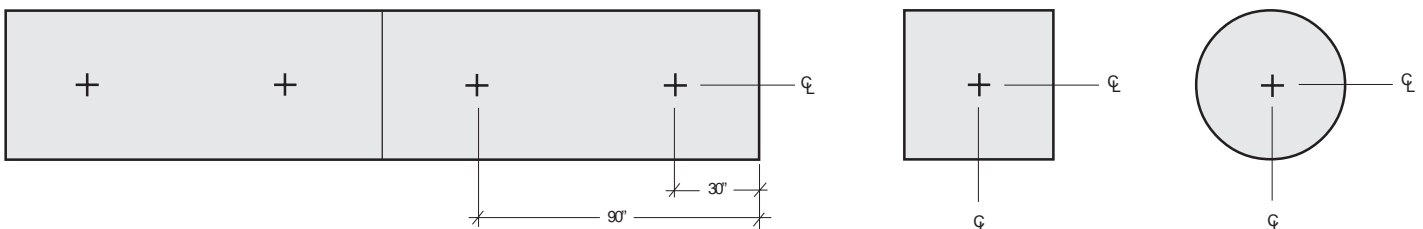
Up To 168"



Up To 192"



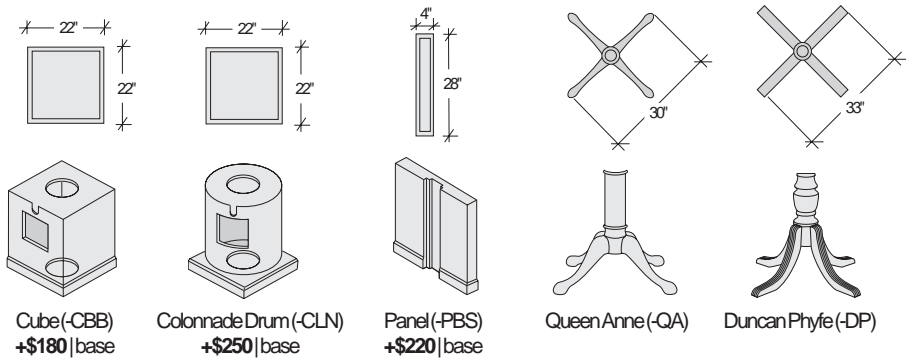
Up To 240"



TECHNO-COMPONENTS FOR CONFERENCE TABLES

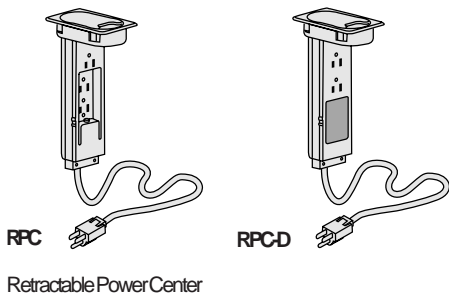
Access Doors for Conference Table Bases allow servicing of cable connections and are available on the Cube and Colonnade Drum base styles. An open bottom and top with notched side access will be supplied for all bases ordered with Access Doors. Specify **-ACCESS DOOR** to the corresponding conference table base model number, then add to list price.

NOTE: Wires can still be routed through Panel, Queen Anne, and Duncan Phyfe bases.



Cube (-CBB) +\$180 | base Colonnade Drum (-CLN) +\$250 | base Panel (-PBS) +\$220 | base Queen Anne (-QA) Duncan Phyfe (-DP)

Model#	Description	List Price
--------	-------------	------------

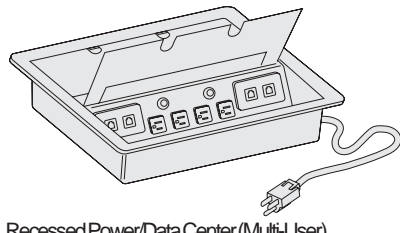


Retractable Power Center

Retractable Power Centers provide full access to electrical outlets at the worksurface by sliding up in a slotted track and then retracting to a concealed position. Centers are available in matte black and are equipped with 15 Amp circuit breaker and 6ft. cord. U.L. and C.S.A. listed.

RPC	Four Electrical Outlets	\$230
RPC-D	Two Electrical Outlets and Slot for Voice and Data Modules*	210

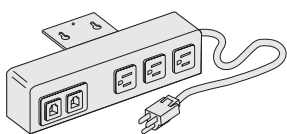
*Taylor Desk does not supply these modules. For information on ordering modules that best meet your requirements, please contact **AMP Product Information Center at 1-800-522-6752** or **Panduit at 1-800-777-3300**.



Recessed Power/Data Center (Multi-User)

Recessed Power Centers provide full access to electrical and voice/data outlets at the worksurface. Centers are flush to the worksurface and are available in matte black or wood veneer. Suitable for conference tables, each center is equipped with eight electrical outlets, eight voice/data outlets (four on each side of this double unit), 15 Amp circuit breaker, and 6ft. cord. U.L. and C.S.A. listed. Please submit a dimensioned drawing to specify position.

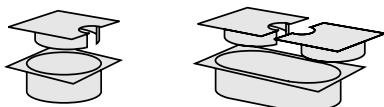
REC-PC-MU	11" x 13 1/2" x 2 3/4" H Matte Black Doors	1095
REC-PC-MUWD	11" x 13 1/2" x 2 3/4" H Wood Veneer Doors	1295



Power Strip

Power Strips provide full access to electrical and voice/data outlets beneath the worksurface for front access. Each Power Strip is equipped with three electrical outlets, two voice/data outlets, 15 Amp circuit breaker, and 6ft. cord. U.L. and C.S.A. listed. Power Strips may be field installed. For factory installation, please submit a dimensioned drawing to specify position.

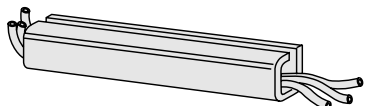
POW-STP	3" x 12" x 2 3/4" H	330
----------------	---------------------	-----



WG-1
WG-AB or WG-SN
Wire Access Grommets

Wire Access Grommets are furnished with a matte black or antique brass cap. Please specify standard factory grommet position (refer to page 10 for standard positions). To specify non-standard positions, orders must be accompanied by a dimensioned drawing.

WG-1	1 7/8" Diameter I.D. (Matte Black)	75
WG-2	1 7/8" Diameter x 4 1/4" I.D. (Matte Black)	95
WG-AB	2 1/2" Diameter I.D. (Antique Brass)	115
WG-SN	2 1/2" Diameter I.D. (Satin Nickel)	115



Wire Management Channel

Wire Management Channels are attached horizontally or vertically to modesty, back, or end panels below the work surface, please specify position for:

WCDP	Double Pedestal Desk or Credenza	65
WCSP	Single Pedestal Desk or Credenza	75
WCRB	Return or Bridge	55
WCCU	Corner Unit	65
WCF	48" section, trim to fit for field installation	40

CONFERENCE AND MEETING TABLES

STANDARD VENEER

To specify, include:

- Model Number
- Wood Finish

Wood Finishes

- **RCL** Royal Cherry on Walnut
- **LWL** Light Walnut on Walnut
- **ESP** Espresso on Walnut
- **MHL** Mahogany on Walnut
- **SMK** Smoke on Walnut

Available Options

- **HEM-PBS** Picture Frame Accent Molding for Panel Base **\$120**
- **HEM-CBB** Picture Frame Accent Molding for Cube Base **160**
- **WG-1** Grommet - 1 7/8" diameter I.D. **75**
- **WG-2** Grommet - 1 7/8" diameter x 4 1/4" I.D. **95**
- **WG-AB** Antique Brass Grommet - 2 1/2" diameter I.D. **115**
- **WGSN** Satin Nickel Grommet - 2 1/2" diameter I.D. **115**
(see page 10 for location information)

See page 53 for more Techno-Components for Conference Tables.

For non-standard size conference tables, refer to the next larger size, then add \$250 to the list price.



Queen Anne
-QA



Duncan Phyfe
-DP







Panel
-PBS



Cube
-CBB



Colonnade Drum
-CLN

Top Shape	Model Number	Seating Capacity	Top	Dimensions	List Price	List Price	List Price	List Price	List Price
	HE36RD	3 to 4	1/4"	36" Diameter	\$2195	\$2250	NA	NA	NA
	HE42RD	4 to 5	1/4"	42" Diameter	2395	2450	NA	NA	NA
	HE48RD	4 to 6	1/4"	48" Diameter	2595	2650	NA	\$2660	\$2850
	HE60RD	5 to 6	2/2"	60" Diameter	NA	NA	NA	4235	4535
	HE4284ARC	6 to 8	1/4"	42" x 84"	4430	4530	\$3880	4530	4830
	HE4896ARC	8 to 10	2/2"	48" x 96"	5465	5565	4765	5565	5865
	HE48120ARC	10 to 12	2/2"	48" x 120"	5890	5990	5190	5990	6290
	HE48144ARC	12 to 14	2/2"	48" x 144"	7085	7235	6035	7235	7735
	HE48168ARC	14 to 16	2/2"	48" x 168"	7725	7875	6675	7875	8375
	HE48192ARC	16 to 18	2/2"	48" x 192"	8405	8555	8155	8555	9005
	HE60192ARC	18 to 20	2/2"	60" x 192"	NA	NA	10930	11470	11920
	HE48240ARC	18 to 20	2/2"	48" x 240"	10445	10665	10065	10665	11265
HE60240ARC	20 to 22	2/2"	60" x 240"	NA	NA	13490	14290	14890	
	HE3696BT	8 to 10	2/2"	36" to 48" x 96"	5735	5835	5035	5835	6185
	HE36120BT	10 to 12	2/2"	36" to 48" x 120"	6330	6430	5630	6430	6730
	HE36144BT	12 to 14	2/2"	36" to 48" x 144"	7600	7750	6550	7750	8250
	HE36168BT	14 to 16	2/2"	36" to 48" x 168"	8605	8755	7555	8755	9255
	HE48192BT	16 to 18	2/2"	48" to 60" x 192"	NA	NA	11545	11945	12395
	HE48240BT	18 to 20	2/2"	48" to 60" x 240"	NA	NA	14245	14845	15445
	HE4242RT	2 to 4	1/4"	42" x 42"	2395	2450	NA	2450	2700
	HE4848RT	2 to 6	1/4"	48" x 48"	2595	2650	NA	2650	2800
	HE3672RT	4 to 6	1/4"	36" x 72"	3420	3520	3030	NA	NA
	HE4284RT	6 to 8	1/4"	42" x 84"	4210	4310	3660	4310	4610
	HE4896RT	8 to 10	2/2"	48" x 96"	5195	5295	4495	5295	5595
	HE48120RT	10 to 12	2/2"	48" x 120"	5595	5695	4895	5695	5995
	HE48144RT	12 to 14	2/2"	48" x 144"	6745	6895	5695	6895	7395
	HE48168RT	14 to 16	2/2"	48" x 168"	7345	7495	6295	7495	7945
	HE48192RT	16 to 18	2/2"	48" x 192"	7945	8095	7695	8095	8545
	HE60192RT	18 to 20	2/2"	60" x 192"	NA	NA	10310	10850	11300
	HE48240RT	18 to 20	2/2"	48" x 240"	9895	10095	9495	10095	10695
	HE60240RT	20 to 22	2/2"	60" x 240"	NA	NA	12725	13525	14125

CONFERENCE AND MEETING TABLES

DIAMOND & REVERSE DIAMOND PATTERNED VENEER

To specify, include:

- Model Number
- Wood Finish

Wood Finishes

- **RCL** Royal Cherry on Walnut
- **LWL** Light Walnut on Walnut
- **ESP** Espresso on Walnut
- **MHL** Mahogany on Walnut
- **SMK** Smoke on Walnut

Available Options

- **HEM-PBS** Picture Frame Accent Molding for Panel Base **\$120**
- **HEM-CBB** Picture Frame Accent Molding for Cube Base **160**
- **WG-1** Grommet - 1 7/8" diameter I.D. **75**
- **WG-2** Grommet - 1 7/8" diameter x 4 1/4" I.D. **95**
- **WG-AB** Antique Brass Grommet - 2 1/2" diameter I.D. **115**
- **WG-SN** Satin Nickel Grommet - 2 1/2" diameter I.D. **115**
(see page 10 for location information)

See page 53 for more Techno-Components for Conference Tables.

For non-standard size conference tables, refer to the next larger size, then add \$250 to the list price.



Queen Anne
-QA



Duncan Phyfe
-DP



Panel
-PBS



Cube
-CBB



Colonnade Drum
-CLN

Top Shape	Model Number	Seating Capacity	Top	Dimensions	List Price	List Price	List Price	List Price	List Price
 Diamond (-DM) Reverse Diamond (-RV)	HE36RD	3 to 4	1/4"	36" Diameter	\$2850	\$2900	NA	NA	NA
	HE42RD	4 to 5	1/4"	42" Diameter	3115	3165	NA	NA	NA
	HE48RD	4 to 6	1/4"	48" Diameter	3375	3425	NA	\$3425	\$3670
	HE60RD	5 to 6	2/2"	60" Diameter	NA	NA	NA	5455	5845
	HE4284ARC	6 to 8	1/4"	42" x 84"	5760	5890	\$5045	5890	6280
 Diamond (-DM) Reverse Diamond (-RV)	HE4896ARC	8 to 10	2/2"	48" x 96"	7105	7235	6195	7235	7625
	HE48120ARC	10 to 12	2/2"	48" x 120"	7660	7790	6750	7790	8190
	HE48144ARC	12 to 14	2/2"	48" x 144"	9210	9405	7845	9405	10055
	HE48168ARC	14 to 16	2/2"	48" x 168"	10040	10240	8680	10240	10890
	HE48192ARC	16 to 18	2/2"	48" x 192"	10925	11120	10600	11120	11705
	HE60192ARC	18 to 20	2/2"	60" x 192"	NA	NA	14210	14910	15495
	HE48240ARC	18 to 20	2/2"	48" x 240"	13580	13865	13085	13865	14645
HE60240ARC	20 to 22	2/2"	60" x 240"	NA	NA	17535	18575	19360	
 Diamond (-DM) Reverse Diamond (-RV)	HE3696BT	8 to 10	2/2"	36" to 48" x 96"	7455	7585	6545	7585	8040
	HE36120BT	10 to 12	2/2"	36" to 48" x 120"	8230	8360	7320	8360	8750
	HE36144BT	12 to 14	2/2"	36" to 48" x 144"	9880	10075	8515	10075	10725
	HE36168BT	14 to 16	2/2"	36" to 48" x 168"	11185	11380	9820	11380	12030
	HE48192BT	16 to 18	2/2"	48" to 60" x 192"	NA	NA	15010	15530	16115
	HE48240BT	18 to 20	2/2"	48" to 60" x 240"	NA	NA	18520	19300	20080
	HE4242RT	2 to 4	1/4"	42" x 42"	3115	3185	NA	3185	3510
 Diamond (-DM) Reverse Diamond (-RV)	HE4848RT	2 to 6	1/4"	48" x 48"	3375	3445	NA	3445	3770
	HE3672RT	4 to 6	1/4"	36" x 72"	4445	4575	3940	NA	NA
	HE4284RT	6 to 8	1/4"	42" x 84"	5475	5600	4760	5600	5995
	HE4896RT	8 to 10	2/2"	48" x 96"	6755	6885	5845	6885	7275
	HE48120RT	10 to 12	2/2"	48" x 120"	7275	7400	6365	7400	7795
	HE48144RT	12 to 14	2/2"	48" x 144"	8770	8965	7400	8965	9615
	HE48168RT	14 to 16	2/2"	48" x 168"	9550	9745	8185	9745	10330
	HE48192RT	16 to 18	2/2"	48" x 192"	10330	10525	10000	10525	11110
	HE60192RT	18 to 20	2/2"	60" x 192"	NA	NA	13400	14100	14690
	HE48240RT	18 to 20	2/2"	48" x 240"	12865	13125	12345	13125	13905
	HE60240RT	20 to 22	2/2"	60" x 240"	NA	NA	16540	17585	18365

CONFERENCE AND MEETING TABLES

WALNUT BURL VENEER

To specify, include:

- Model Number
- Wood Finish

Wood Finishes

- **RCL** Royal Cherry on Walnut
- **LWL** Light Walnut on Walnut
- **ESP** Espresso on Walnut
- **MHL** Mahogany on Walnut
- **SMK** Smoke on Walnut

Available Options

- **HEM-PBS** Picture Frame Accent Molding for Panel Base **\$120**
- **HEM-CBB** Picture Frame Accent Molding for Cube Base **160**
- **WG-1** Grommet - 1 7/8" diameter I.D. **75**
- **WG-2** Grommet - 1 7/8" diameter x 4 1/4" I.D. **95**
- **WG-AB** Antique Brass Grommet - 2 1/2" diameter I.D. **115**
- **WG-SN** Satin Nickel Grommet - 2 1/2" diameter I.D. **115**
(see page 10 for location information)

List Price

See page 53 for more Techno-Components for Conference Tables.

For non-standard size conference tables, refer to the next larger size, then add \$250 to the list price.



Queen Anne
-QA



Duncan Phyfe
-DP







Panel
-PBS



Cube
-CBB



Colonnade Drum
-CLN

Top Shape	Model Number	Seating Capacity	Top	Dimensions	List Price	List Price	List Price	List Price	List Price
 Round Walnut Burl(-BR)	HE36RD	3 to 4	1/4"	36" Diameter	\$2995	\$3050	NA	NA	NA
	HE42RD	4 to 5	1/4"	42" Diameter	3485	3535	NA	NA	NA
	HE48RD	4 to 6	1/4"	48" Diameter	4020	4070	NA	\$4020	\$4300
	HE60RD	5 to 6	2/2"	60" Diameter	NA	NA	NA	6400	6850
 Arc End Walnut Burl(-BR)	HE4284ARC	6 to 8	1/4"	42" x 84"	6610	6710	\$6060	6710	7010
	HE4896ARC	8 to 10	2/2"	48" x 96"	8310	8410	7610	8410	8710
	HE48120ARC	10 to 12	2/2"	48" x 120"	9445	9545	8745	9545	9845
	HE48144ARC	12 to 14	2/2"	48" x 144"	11350	11500	10300	11500	12000
	HE48168ARC	14 to 16	2/2"	48" x 168"	12705	12855	11655	12855	13355
	HE48192ARC	16 to 18	2/2"	48" x 192"	14095	14245	13845	14245	14695
	HE60192ARC	18 to 20	2/2"	60" x 192"	NA	NA	17500	18040	18490
	HE48240ARC	18 to 20	2/2"	48" x 240"	17575	17775	17175	17775	18375
HE60240ARC	20 to 22	2/2"	60" x 240"	NA	NA	22380	23180	23880	
 Boat shape Walnut Burl(-BR)	HE3696BT	8 to 10	2/2"	36" to 48" x 96"	8580	8680	7880	8680	8980
	HE36120BT	10 to 12	2/2"	36" to 48" x 120"	9785	9985	9185	9985	10285
	HE36144BT	12 to 14	2/2"	36" to 48" x 144"	11865	12015	10815	12015	12575
	HE36168BT	14 to 16	2/2"	36" to 48" x 168"	13585	13735	12535	13735	14235
	HE48192BT	16 to 18	2/2"	48" to 60" x 192"	NA	NA	18655	19055	19455
	HE48240BT	18 to 20	2/2"	48" to 60" x 240"	NA	NA	23135	23735	24335
 Square/Rectangle Walnut Burl(-BR)	HE4242RT	2 to 4	1/4"	42" x 42"	3490	3540	NA	3540	3690
	HE4848RT	2 to 6	1/4"	48" x 48"	3690	3740	NA	3740	3890
	HE3672RT	4 to 6	1/4"	36" x 72"	4870	4970	4630	NA	NA
	HE4284RT	6 to 8	1/4"	42" x 84"	6390	6490	5840	6490	6790
	HE4896RT	8 to 10	2/2"	48" x 96"	8040	8140	7340	8140	8440
	HE48120RT	10 to 12	2/2"	48" x 120"	9150	9250	8450	9250	9550
	HE48144RT	12 to 14	2/2"	48" x 144"	11010	11160	9960	11160	11660
	HE48168RT	14 to 16	2/2"	48" x 168"	12325	12475	11275	12475	12975
	HE48192RT	16 to 18	2/2"	48" x 192"	13635	13785	13385	13785	14235
	HE60192RT	18 to 20	2/2"	60" x 192"	NA	NA	17420	17960	18410
	HE48240RT	18 to 20	2/2"	48" x 240"	17005	17205	16605	17205	17805
HE60240RT	20 to 22	2/2"	60" x 240"	NA	NA	21615	22415	23015	



The Taylor Companies
11020 Santa Fe Ave.
Lynwood CA 90262
Toll Free: 1.888.75TAYLOR

T: 310.631.6727
F: 310.604.3338
E: info@thetaylorcompanies.com
W: thetaylorcompanies.com